

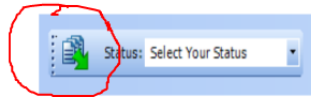
Panel 1

**Class task: Two Truths and A Lie**

**Objective: To provide information about yourself to the class**

**Instructions**

1. Calibrate your pen/stylus ("Q" menu).
2. Using the next blank panel in DyKnow,
3. Write your name, then 3 statements about yourself, 2 that are true and 1 that is a lie.
4. Don't label any statement as "true" or "false." Your goal is to deceive your classmates into thinking that the lie is actually the truth.
5. Use a different color ink for each statement.
6. Submit your panel to me using the "Panel Submission" button.




1

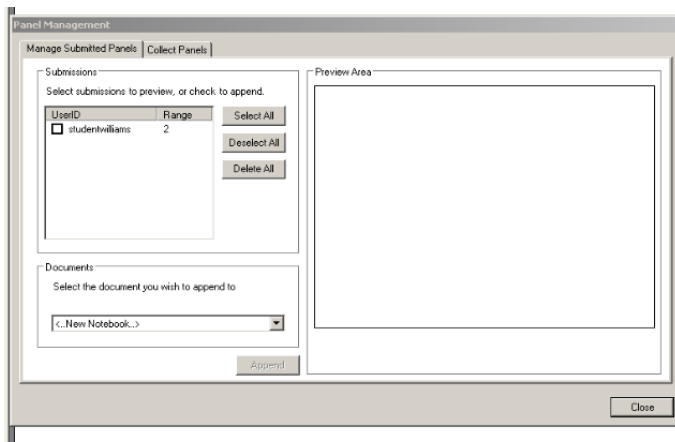
Panel 2

**Class task: Two Truths and A Lie**

**Objective: To provide information about yourself to the class**

**Instructor Notes:**

1. When students have made their submissions, go to "Session"/"Panel Management" or click the "Panel Management" icon 
2. You will see a list of the students in the class who have submitted their panels.



2

Panel 3

**Class task: Two Truths and A Lie**

**Objective: To provide information about yourself to the class**

**Instructor Notes:**

3. Now you can "Select All" to collect all students' panels. Also select "Append to the Current Notebook" to place the panels into the current class session.
4. As part of class discussion, you may ask students to open "Private Notes" in order to take notes about their classmates. These notes could form the basis for a quiz during a following class session.
5. You can tell students about the function of the "Push Pin" if they wish to navigate to slides that the instructor doesn't currently show.

3

Panel 4

**Class Task: What I Did During Quarter Break**

**Objective: To provide information about yourself**

**Instructions**

1. Calibrate the pen/stylus.
2. Using the next blank panel,
3. And using only the drawing functionality of DyKnow (no text),
3. Draw a picture of what you did during quarter break.
4. Be sure to use different color inks and the highlighter.
4. When your picture is ready, submit the panel to me using the Panel Submission button.

4

Panel 5

**Introduction to DyKnow Features/Functionality**

**As a result of completing the task, students will be familiar with the following features/functionality in DyKnow:**

- 1. How to calibrate the pen/stylus.**
- 2. How to write, type, and/or draw on a blank panel in DyKnow.**
- 3. How to submit a completed panel to the instructor via the Panel Submission button.**
- 4. How to use the pen and highlighter, changing colors.**

Panel 6