

CSSE463: Image Recognition

Matt Boutell

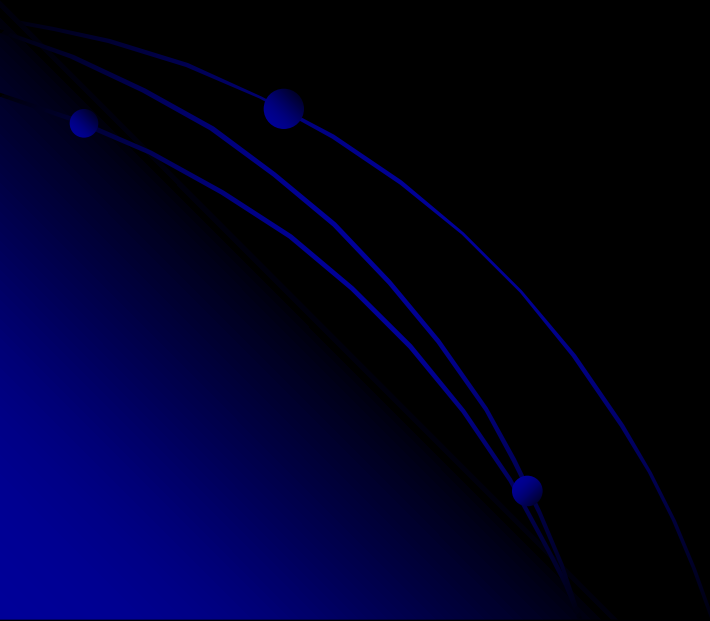
F-222 x8534

boutell@rose-hulman.edu



Agenda: Introductions to...

- **The players**
- The topic
- The course structure
- The course material



Introductions

- Roll call:
 - Your name
 - Pronunciations and nicknames
 - Help me learn your names quickly
 - Your major
 - Your hometown
 - If you had an extra day every week, how would you spend it? Why?

About me

Matt Boutell


U. Rochester
PhD 2005

Kodak Research
intern 4 years

8th year here. CSSE120 (&
Robotics), 220, 221, 230, 325;
479; Android, ME430,
ROBO4x0, 2 Img Rec theses

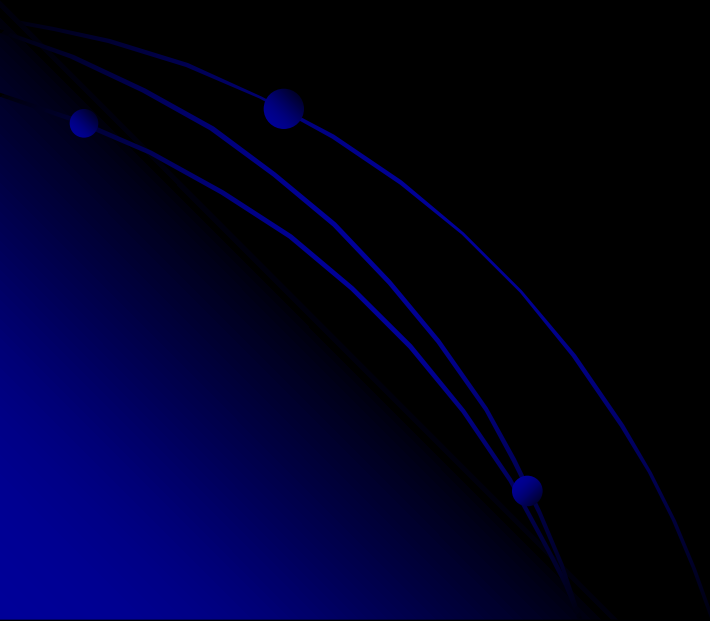


Personal Info



Agenda

- The players
- **The topic**
- The course structure
- The course material



What is image recognition?

- Image understanding (IU) is “Making decisions based on images and explicitly constructing the scene descriptions needed to do so” (*Shapiro, Computer Vision, p. 15*)
- Computer vision, machine vision, image understanding, image recognition all used interchangeably
 - But we won't focus on 3D reconstruction of scenes, that's CSSE461 with J.P. Mellor's specialty.
- IU is not image processing (IP; transforming images into images), that's ECE480/PH437.
 - But it uses it
- IU isn't pattern classification: that's ECE597
 - But it uses it

IU vs IP

- Knowledge from images
 - What's in this scene?



- Enhancing images
 - Sharpen the scene!

- It's a sunset
- It has a boat, people, water, sky, clouds

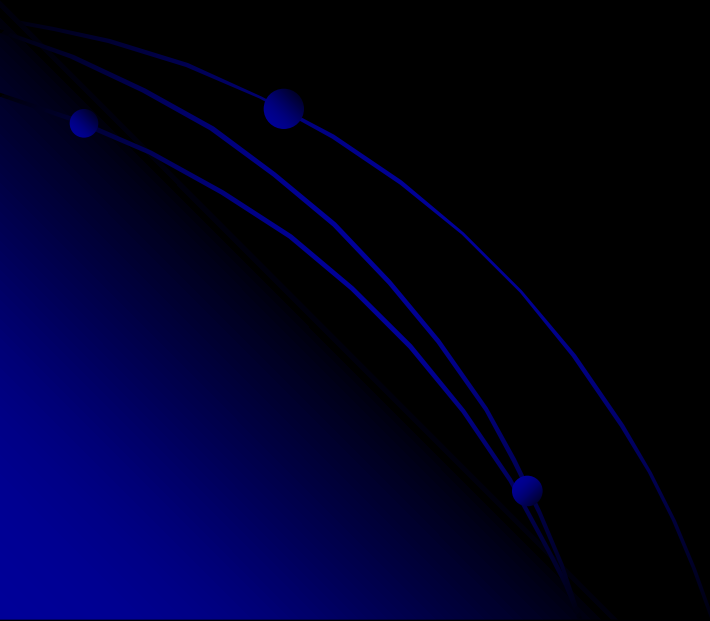


Why IU?

- A short list:
 - Photo organization and retrieval
 - Control robots
 - Video surveillance
 - Security (face and fingerprint recognition)
 - Intelligent IP
- Think now about other apps
 - And your ears open for apps in the news and keep me posted; I love to stay current!

Agenda

- The players
- The topic
- **The course structure**
- The course material



What will we do?

- Learn theory (lecture, written problems) and “play” with it (Friday labs)
- See applications (papers)
- Create applications (2 programming assignments with formal reports, course project)
- Learn MATLAB. (Install it asap if not installed)
 - Tutorial Tuesday, 10th hour, this room.

Course Resources

- ANGEL is just a gateway to website (plus dropboxes for labs and assignments)

- Bookmark now

<http://www.rose-hulman.edu/class/csse/csse463/201320/>

- Schedule:

- See HW due tomorrow and Wednesday

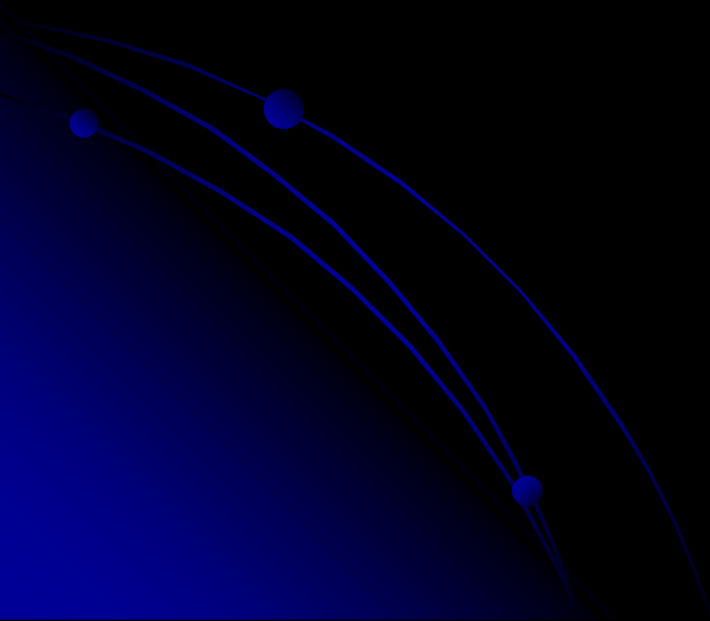
- Syllabus:

- Text

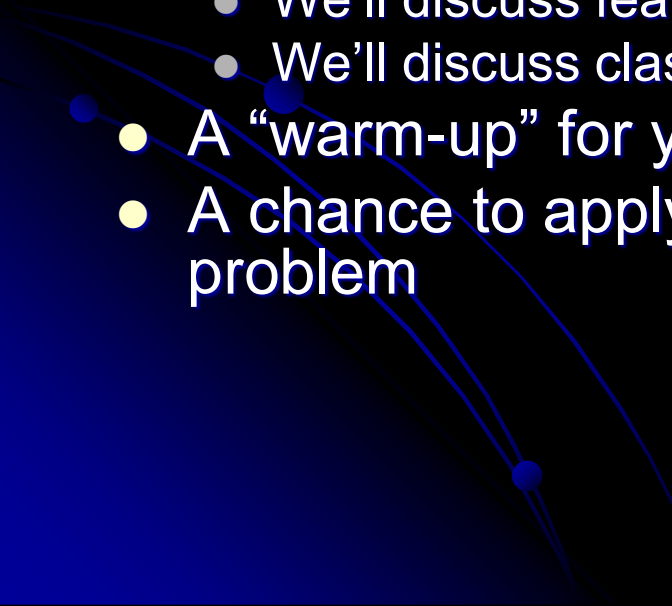
- Grading, attendance, academic integrity

Agenda

- The players
- The topic
- The course structure
- **The course material**




Sunset detector

- A system that will automatically distinguish between sunsets and non-sunset scenes
 - I use this as a running example of image recognition
 - It's also the second major programming assignment, due at midterm
 - Read the paper tonight (focus: section 2.1, skim rest, come with questions tomorrow; I'll ask you about it on the quiz)
 - We'll discuss features in weeks 1-3
 - We'll discuss classifiers in weeks 4-5
 - A “warm-up” for your term project
 - A chance to apply what you've learned to a known problem
- 

Pixels to Predicates

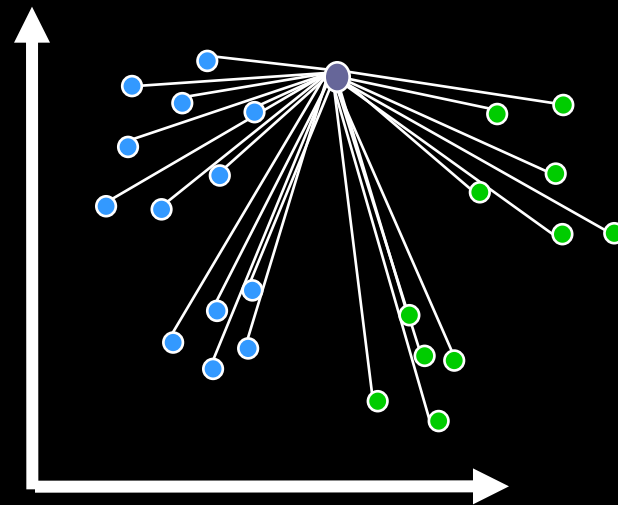
1. Extract features from images



$$x = \begin{pmatrix} 0.4561 \\ 0.1928 \\ \dots \\ 0.2756 \end{pmatrix}$$


Color
Texture
Shape
Edges
Motion

2. Use machine learning to cluster and classify

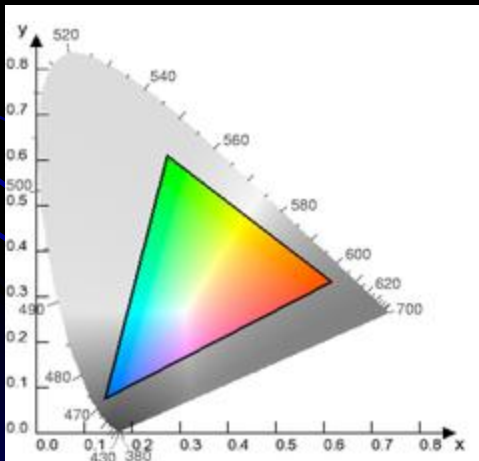


Principal components
Neural networks
Support vector machines
Gaussian models

Basics of Color Images



- A color image is made of red, green, and blue *bands* or *channels*.
 - Additive color
 - Colors formed by adding primaries to black
 - RGB mimics retinal cones in eye.
 - RGB used in sensors and displays
 - Comments from graphics?



Source: Wikipedia

What is an image?

- Grayscale image
 - 2D array of pixels
 - (row,col), not (x,y)! Starts at top!
 - **Matlab demo** (preview of Friday lab):
 - Notice row-column indexing, 1-based, starting at top left
- Color image
 - 3D array of pixels. Takes 3 values to describe color (e.g., RGB, HSV)
- Video:
 - 4th dimension is time. “Stack of images”
- Interesting thought:
 - View grayscale image as 3D where 3rd D is pixel value