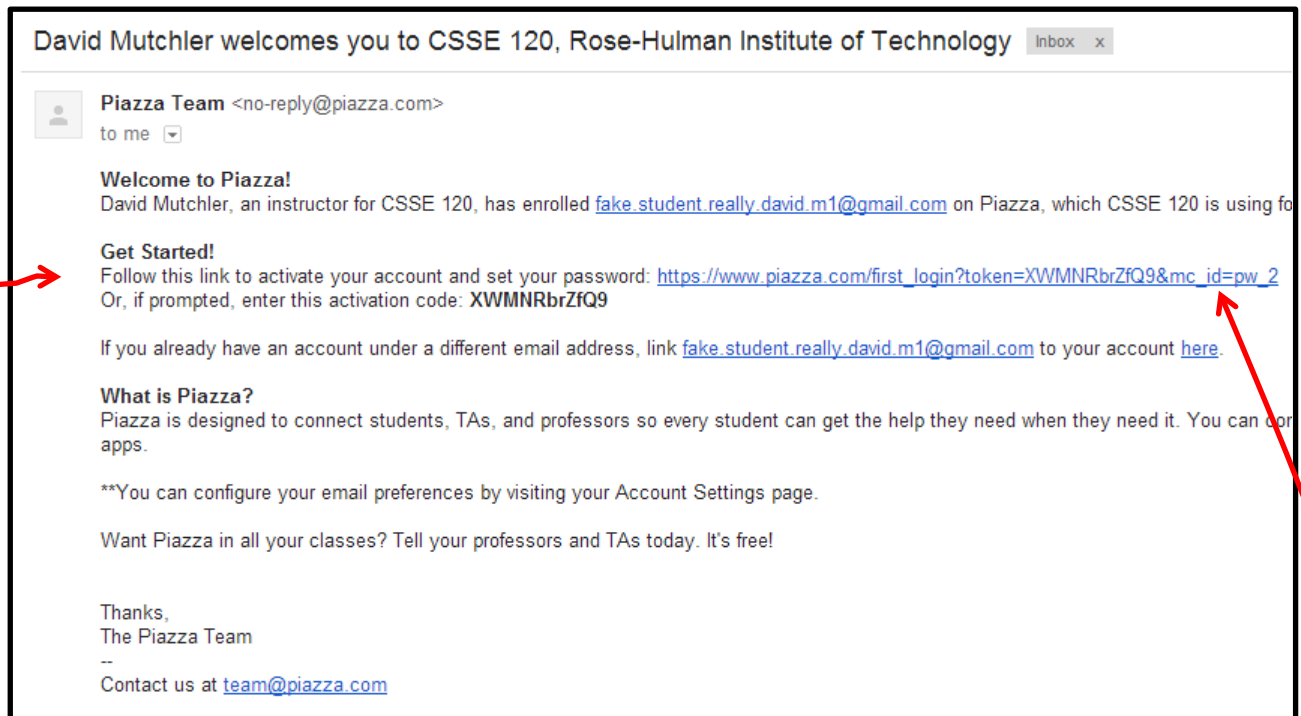


Using Piazza

We will use a tool called **Piazza** for you to ask and answer questions outside of class. It is a great tool. Here is what you need to do to get started:

1. **Check your Rose-Hulman email for a message from Piazza** whose **subject** is:
David Mutchler welcomes you to CSSE 120, Rose-Hulman Institute of Technology
The email will look something like this:



The above email from Piazza should arrive not long after the email with these instructions.

If you do NOT get an email like the above from Piazza within a few hours of receiving this email, check whether your spam filter quarantined it. If not, contact me (David Mutchler).

2. **Follow the "Get Started!" link in that email to enter Piazza.**

It will ask you for your full name – **write your name however you want us to address you**, in the American style of *NameToCallYouBy FamilyName*.

For example, **Gabrielle Mysterious** might enter her name as:

Gabby Mysterious

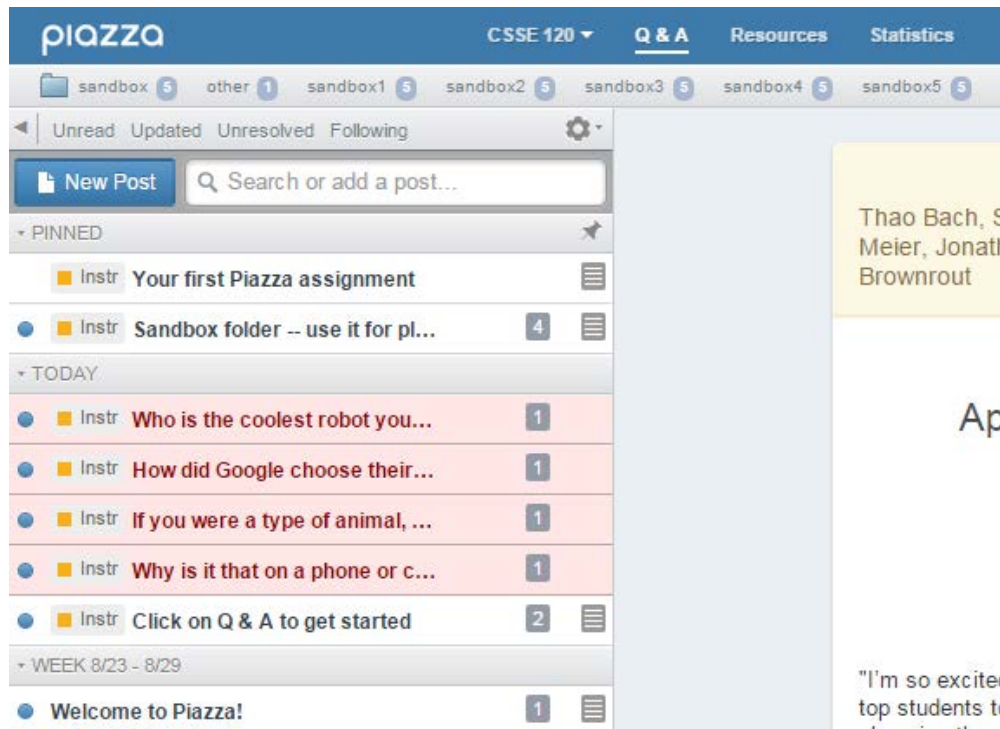
since she wants us to call her "Gabby".

It will also ask for a password and some other information. You might (or might not) want to UN-check the box for Piazza Careers. Your choice!

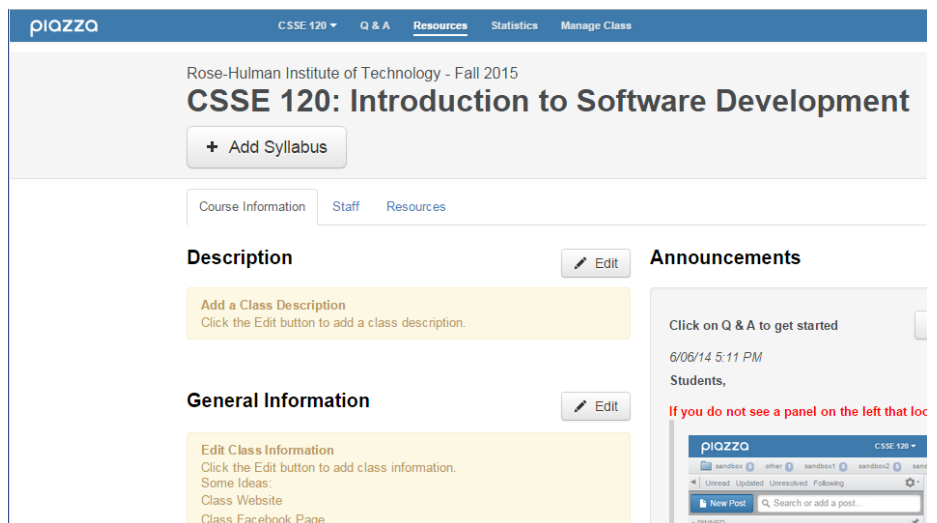
Piazza Careers is an additional product offering that we provide (for free) to our students to find jobs or internships.

Career opportunities are relevant to me

3. **After you are in Piazza, confirm that you see the Q & A page** that looks something like this (the screenshot shows only the upper-left of the window):



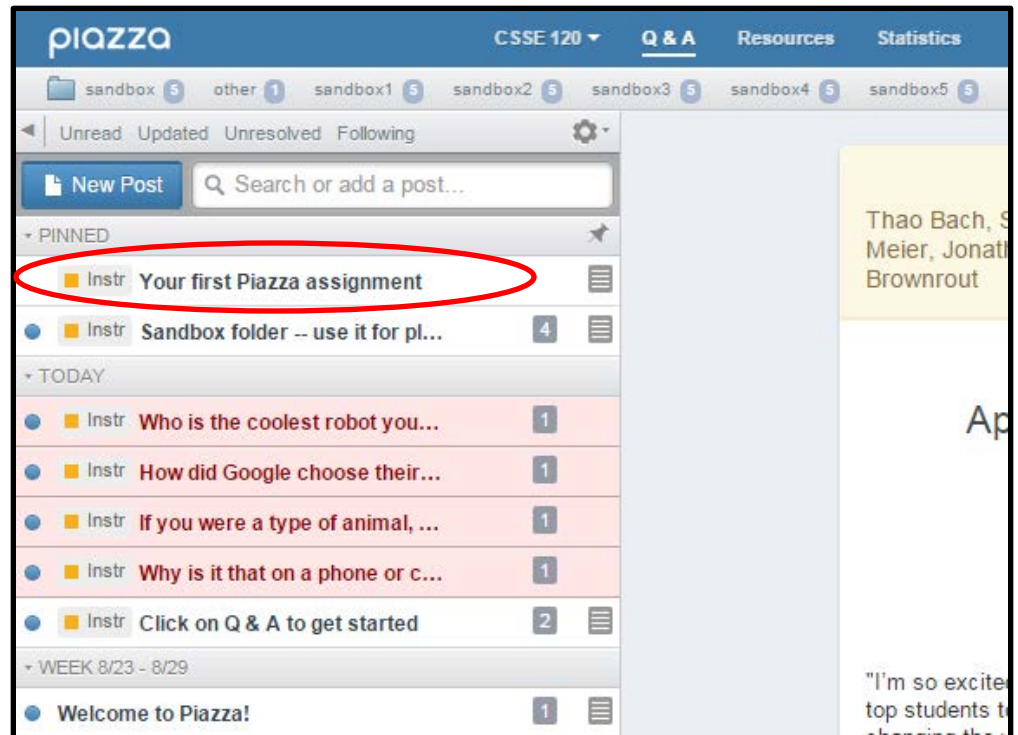
If instead you see the “Course Page” that looks something like the picture to the right, click on the **Q & A** button to get to the page that looks like the above picture.



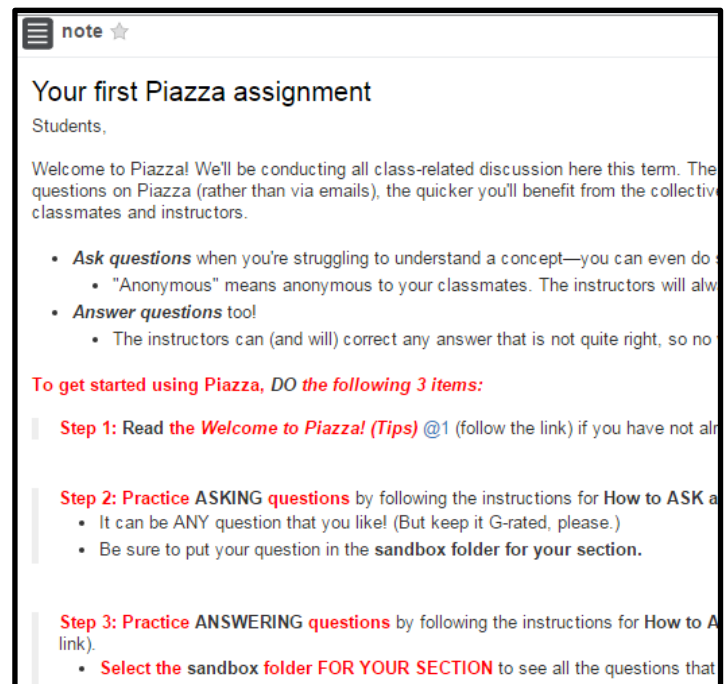
These instructions continue on the next page.

4. Once you see the Q&A page, **click on the note labeled:**

Your first Piazza assignment



5. You should now see a Piazza “note” that looks something like this (the screenshot shows only the top part of the page, since the page scrolls).



6. The note says to DO 3 things:
- Read ...**
 - Practice *ASKING* questions by ...**
 - Practice *ANSWERING* questions by ...**

The note gives instructions for how to do those 3 things.

****** FOLLOW THE INSTRUCTIONS IN THE NOTE. ******

***The instructions in the note are ALSO attached to this email as a screen shot.
But you CANNOT do the instructions until you log into Piazza!***