2N3906

SMALL SIGNAL PNP TRANSISTOR

PRELIMINARY DATA

Type	Marking
2N3906	2N3906

- SILICON EPITAXIAL PLANAR NPN TRANSISTOR
- TO-92 PACKAGE SUITABLE FOR THROUGH-HOLE PCB ASSEMBLY
- THE NPN COMPLEMENTARY TYPE IS 2N3904

APPLICATIONS

- WELL SUITABLE FOR TV AND HOME APPLIANCE EQUIPMENT
- SMALL LOAD SWITCH TRANSISTOR WITH HIGH GAIN AND LOW SATURATION VOLTAGE



TO-92

INTERNAL SCHEMATIC DIAGRAM

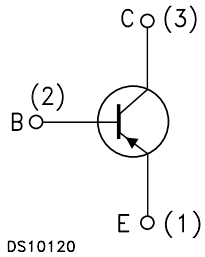

ABSOLUTE MAXIMUM RATINGS

Symbol	Parameter	Value	Unit
V_{CBO}	Collector-Base Voltage (I_E = 0)	-60	V
V_{CEO}	Collector-Emitter Voltage (I_B = 0)	-40	V
V_{EBO}	Emitter-Base Voltage (I_C = 0)	-6	V
I_C	Collector Current	-200	mA
P_{tot}	Total Dissipation at T_C = 25 ^oC	625	mW
T_{stg}	Storage Temperature	-65 to 150	^oC
T_j	Max. Operating Junction Temperature	150	^oC

THERMAL DATA

$R_{thj-amb}$ •	Thermal Resistance Junction-Ambient	Max	200	$^oC/W$
$R_{thj-Case}$ •	Thermal Resistance Junction-Case	Max	83.3	$^oC/W$

ELECTRICAL CHARACTERISTICS (T_{case} = 25 ^oC unless otherwise specified)

Symbol	Parameter	Test Conditions	Min.	Typ.	Max.	Unit
I_{CEX}	Collector Cut-off Current (V_{BE} = 3 V)	V_{CE} = -30 V			-50	nA
I_{BEX}	Base Cut-off Current (V_{BE} = 3 V)	V_{CE} = -30 V			-50	nA
$V_{(BR)CEO}$*	Collector-Emitter Breakdown Voltage (I_B = 0)	I_C = -1 mA	-40			V
$V_{(BR)CBO}$	Collector-Base Breakdown Voltage (I_E = 0)	I_C = -10 µA	-60			V
$V_{(BR)EBO}$	Emitter-Base Breakdown Voltage (I_C = 0)	I_E = -10 µA	-6			V
$V_{CE(sat)}$*	Collector-Emitter Saturation Voltage	I_C = -10 mA I_B = -1 mA I_C = -50 mA I_B = -5 mA			-0.25 -0.4	V V
$V_{BE(sat)}$*	Base-Emitter Saturation Voltage	I_C = -10 mA I_B = -1 mA I_C = -50 mA I_B = -5 mA	 -0.65		-0.85 -0.95	V V
h_{FE}*	DC Current Gain	I_C = -0.1 mA V_{CE} = -1 V I_C = -1 mA V_{CE} = -1 V I_C = -10 mA V_{CE} = -1 V I_C = -50 mA V_{CE} = -1 V I_C = -100 mA V_{CE} = -1 V	60 80 100 60 30		 300	
f_T	Transition Frequency	I_C = -10mA V_{CE} = -20 V f = 100 MHz	250			MHz
NF	Noise Figure	V_{CE} = -5 V I_C = -0.1 mA f = 10 Hz to 15.7 KHz R_G = 1 KΩ		4		dB
C_{CBO}	Collector-Base Capacitance	I_E = 0 V_{CB} = -5 V f = 100 KHz		6		pF
C_{EBO}	Emitter-Base Capacitance	I_C = 0 V_{EB} = -0.5 V f = 100 KHz		25		pF
t_d	Delay Time	I_C = -10 mA I_B = -1 mA V_{CC} = -3V			35	ns
t_r	Rise Time				35	ns
t_s	Storage Time	I_C = -10 mA I_{B1} = -I_{B2} = -1 mA V_{CC} = -3V			225	ns
t_f	Fall Time				72	ns

* Pulsed: Pulse duration = 300 µs, duty cycle ≤ 2 %

TO-92 MECHANICAL DATA

DIM.	mm			inch		
	MIN.	TYP.	MAX.	MIN.	TYP.	MAX.
A	4.32		4.95	0.170		0.195
b	0.36		0.51	0.014		0.020
D	4.45		4.95	0.175		0.194
E	3.30		3.94	0.130		0.155
e	2.41		2.67	0.095		0.105
e1	1.14		1.40	0.045		0.055
L	12.70		15.49	0.500		0.609
R	2.16		2.41	0.085		0.094
S1	1.14		1.52	0.045		0.059
W	0.41		0.56	0.016		0.022
V	4 degree		6 degree	4 degree		6 degree

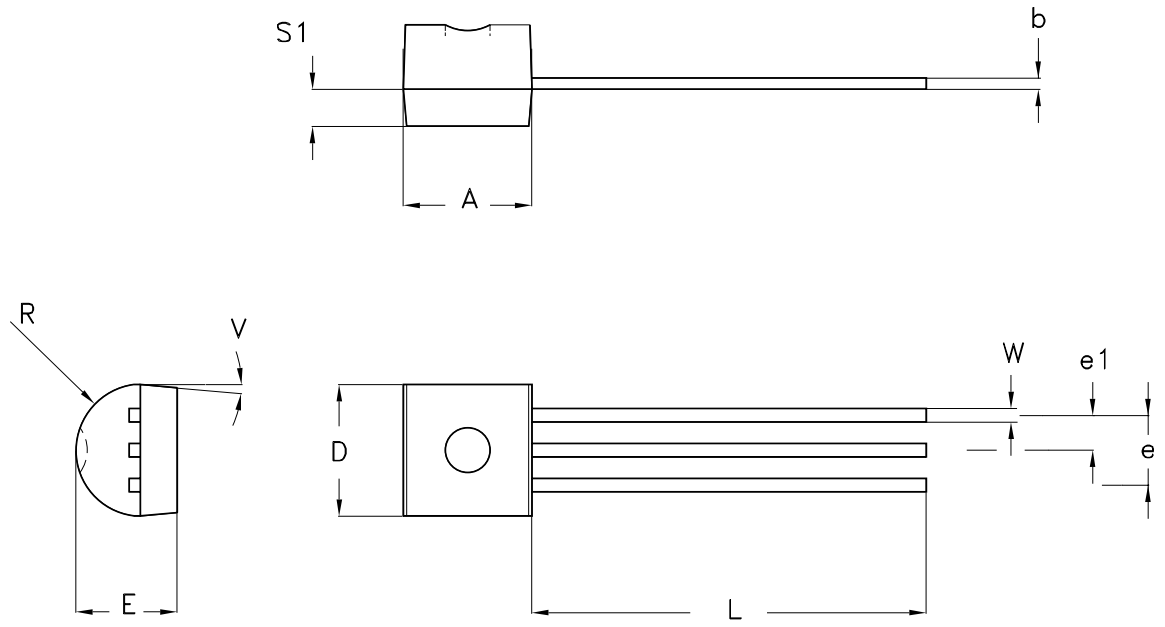

Information furnished is believed to be accurate and reliable. However, STMicroelectronics assumes no responsibility for the consequences of use of such information nor for any infringement of patents or other rights of third parties which may result from its use. No license is granted by implication or otherwise under any patent or patent rights of STMicroelectronics. Specification mentioned in this publication are subject to change without notice. This publication supersedes and replaces all information previously supplied. STMicroelectronics products are not authorized for use as critical components in life support devices or systems without express written approval of STMicroelectronics.

The ST logo is a trademark of STMicroelectronics

© 2002 STMicroelectronics – Printed in Italy – All Rights Reserved

STMicroelectronics GROUP OF COMPANIES

Australia - Brazil - Canada - China - Finland - France - Germany - Hong Kong - India - Israel - Italy - Japan - Malaysia - Malta - Morocco - Singapore - Spain - Sweden - Switzerland - United Kingdom - United States.

http://www.st.com

This datasheet has been download from:

www.datasheetcatalog.com

Datasheets for electronics components.