

**ECE 300**  
**Signals and Systems**  
Homework 4

**Due Date: Tuesday September 29 at the beginning of class**

**Exam 1, Thursday October 1**

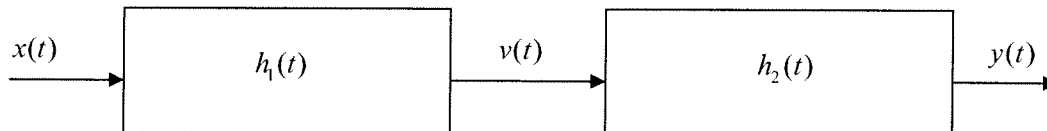
**Problems**

1. Determine the impulse responses for the following systems:

a)  $y(t) = x(t) + \int_{-\infty}^t e^{-2(t-\lambda)} x(\lambda) d\lambda$       b)  $y(t) = \int_{-\infty}^{t-1} e^{-(t-\lambda)} x(\lambda + 2) d\lambda$

c)  $2\dot{y}(t) - y(t) = 3x(t + 2)$       d)  $y(t) = \frac{1}{M} \int_{t-M}^t x(\lambda) d\lambda$

2. Consider the following two subsystems, connected together to form a single LTI system.



Determine the impulse response  $h(t)$  of the entire system if the impulse responses of the subsystems are given as:

- a)  $h_1(t) = \delta(t)$      $h_2(t) = 2e^{-t}u(t)$
- b)  $h_1(t) = e^{-t}u(t)$      $h_2(t) = 2\delta(t-1)$
- c)  $h_1(t) = e^{-(t+1)}u(t+1)$      $h_2(t) = e^{-(t-1)}u(t-1)$
- d)  $h_1(t) = u(t) - u(t-1)$      $h_2(t) = u(t)$

*Use analytical convolution when evaluating the convolution integrals in this problem.*

3. Consider a causal linear time invariant system with impulse response given by

$$h(t) = e^{-(t-1)}u(t-1)$$

The input to the system is given by

$$x(t) = u(t) - u(t-1) + u(t-3)$$

Using **graphical convolution**, determine the output  $y(t)$  for  $2 \leq t \leq 5$ . **Note the limited range of  $t$  we are interested in!**

Specifically, you must

- Flip and slide  $h(t)$
- Show graphs displaying both  $h(t-\lambda)$  and  $x(\lambda)$  for each region of interest
- Determine the range of  $t$  for which each part of your solution is valid
- Set up any necessary integrals to compute  $y(t)$
- Evaluate the integrals

You should get (in unsimplified form)

$$y(t) = \begin{cases} e^{-(t-1)}[e^1 - 1] & 2 \leq t \leq 4 \\ e^{-(t-1)}[e^1 - 1] + e^{-(t-1)}[e^{t-1} - e^3] & 4 \leq t \leq 5 \end{cases}$$

4. Consider a causal linear time invariant system with impulse response given by

$$h(t) = e^{-(t-1)}u(t-1)$$

a) Show that the step response of the system (the response to a unit step) is

$$y_s(t) = [1 - e^{-(t-1)}]u(t-1)$$

b) Using linearity and time-invariance, determine the response of the system to the input

$$x(t) = u(t-1) - 2u(t-2)$$

c) Use **graphical convolution** to determine the output of the system.

d) Show that your answers to **b** and **c** are the same.

e) Compute the derivative of the step response and show that you indeed obtain the impulse response.

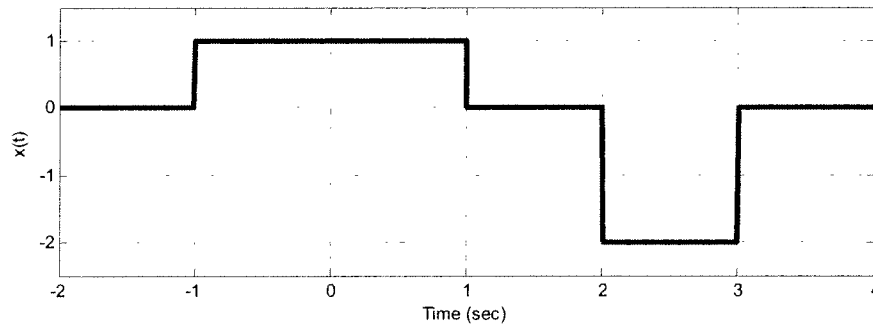
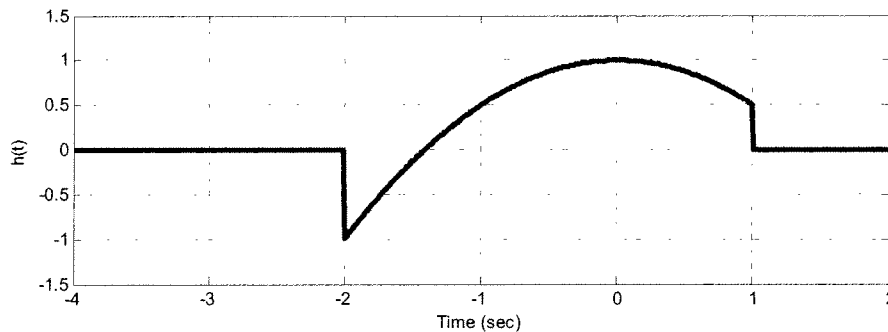
5. Consider a causal linear time invariant system with impulse response

$$h(t) = [1 - 0.5t^2][u(t+2) - u(t-1)]$$

The input to the system is

$$x(t) = u(t+1) - u(t-1) - 2u(t-2) + 2u(t-3)$$

These two functions are plotted below:



Using **graphical convolution**, set up the integrals to determine the output  $y(t)$

Specifically, you must

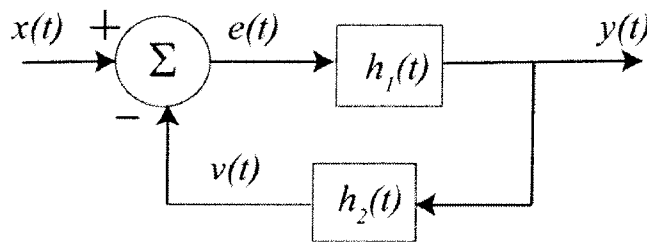
- Flip and slide  $h(t)$
- Show graphs displaying  $h(t - \lambda)$  relative to  $x(\lambda)$  for each region of interest.
- **Determine the ranges of  $t$  for which each part of your solution is valid.**
- Set up any necessary integrals to compute  $y(t)$ . Your integrals must be complete and simplified as much as possible (no unit step functions)
- **Do Not Evaluate the Integrals!!**

6. For the interconnected feedback system below, determine a relationship between the input  $x(t)$  and the output  $y(t)$  in terms of  $h_1(t)$  and  $h_2(t)$ . Your final answer will be of the form

$$y(t) * [\delta(t) + A(t)] = x(t) * [B(t)]$$

You need to determine  $A(t)$  and  $B(t)$ .

Hints:  $e(t) = x(t) - v(t)$  and  $v(t) = y(t) * h_2(t)$



7. (Matlab/Prelab Problem) Read **Appendix A**, then

Download **Fourier\_Sine\_Series.m** from the class website.

a) If you type (in Matlab's command line) `Fourier_Sine_Series(5)` you should get a plot like that shown in Figure 1. As you increase the number of terms in the Fourier series, you should get a better match to the function. Run the code for  $N=100$  and turn in your plot.

b) Copy **Fourier\_Sine\_Series.m** to a file named **Trig\_Fourier\_Series.m** and implement a full trigonometric Fourier series representation. This means you will have to compute the average value  $a_0$  and the  $a_k$ , and then use these values in the final estimate.

c) Using the code you wrote in part c, find the trigonometric Fourier series representation for the following functions (defined over a single period)

*Half-wave rectifier* ( $V_m = 100\sqrt{2}$  volts,  $f_0 = 60$  Hz)

$$x_1(t) = \begin{cases} V_m \sin(2\pi f_0 t) & 0 \leq t < \frac{T_0}{2} \\ 0 & \frac{T_0}{2} \leq t < T_0 \end{cases}$$

Full-wave rectifier ( $V_m = 100\sqrt{2}$  volts,  $f_0 = 60$  Hz)

$$x(t) = V_m |\sin(2\pi f_0 t)| \quad 0 \leq t \leq T_0$$

Use  $N = 11$  and turn in your plots for each of these functions. Also, turn in your Matlab program for one of these.

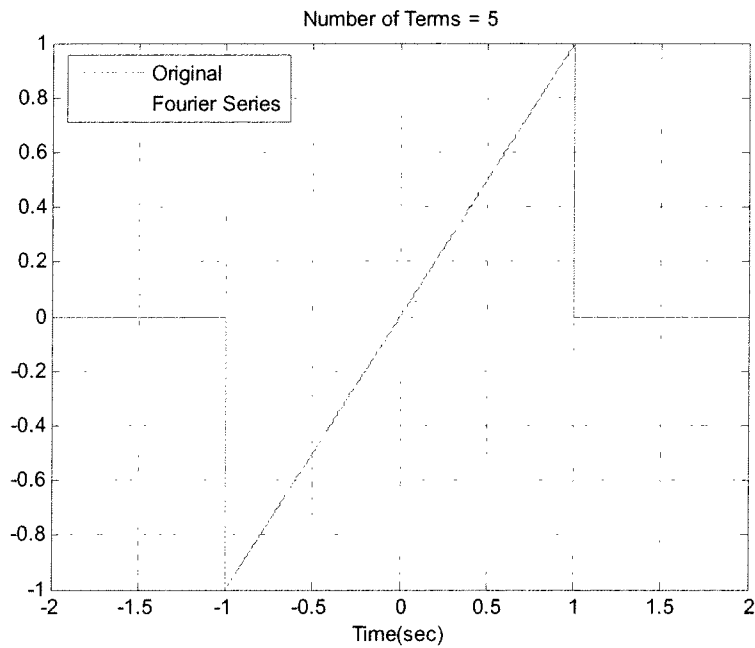


Figure 1. Trigonometric Fourier series for problem 3.

## Appendix A

In DE II you learned about representing periodic functions with a Fourier series using trigonometric functions (sines and cosines). In this appendix we will determine how to determine a Fourier sine series series for an odd periodic function using our knowledge of numerical integration in Matlab. The only new thing we will need is the idea of a loop.

**Trigonometric Fourier Series** If  $x(t)$  is a periodic function with fundamental period  $T$ , then we can represent  $x(t)$  as a Fourier series

$$x(t) = a_0 + \sum_{k=1}^{\infty} a_k \cos(k\omega_o t) + \sum_{k=1}^{\infty} b_k \sin(k\omega_o t)$$

where  $\omega_o = \frac{2\pi}{T}$  is the fundamental period,  $a_0$  is the average (or DC, i.e. zero frequency) value, and

$$a_0 = \frac{1}{T} \int_T x(t) dt$$
$$a_k = \frac{2}{T} \int_T x(t) \cos(k\omega_o t) dt$$
$$b_k = \frac{2}{T} \int_T x(t) \sin(k\omega_o t) dt$$

**Even and Odd Functions** Recall that a function  $x(t)$  is **even** if  $x(t) = x(-t)$  (it is symmetric about the y-axis) and is **odd** if  $x(-t) = -x(t)$  (it is antisymmetric about the y-axis). If we know in advance that functions are even or odd, we can determine that some of the Fourier series coefficients are zero. Specifically,

*If  $x(t)$  is even all of the  $b_k$  are zero.*

*If  $x(t)$  is odd all of the  $a_k$  (including  $a_0$ ) are zero.*

**For Loops** Let's assume we want to generate the coefficients  $b_k = \frac{k}{1+k^2}$  for  $k = 1$  to  $k = 10$ . One way of doing this in Matlab is by using the following **for** loop

```
for k=1:10
    b(k) = k/(1+k^2);
end;
```

In this loop, the variable  $k$  first takes the value of 1 until the end is reached, then the value 2, all the way up to  $k = 10$ . In this loop we are assigning the coefficients to the array  $b$ , hence  $b(1) = b_1$ ,  $b(2) = b_2$ , etc.

Similarly, if we wanted to generate the coefficients  $a_k = \frac{1}{k+1}$  and  $b_k = \frac{2}{k^2+1}$  for  $k = 1$  to  $k = 5$ , we could do this using for loops as follows:

```
for k=1:5
    a(k) = 1/(k+1);
    b(k) = 2/(k^2+1);
end;
```

Note that Matlab requires the indices in an array to start at 1, and that for loops should usually be avoided in Matlab if possible since they are usually less efficient (Matlab is designed for vectorized operations).

**Fourier Sine Series** Now we want to generate the Fourier series for the periodic function

$$x(t) = \begin{cases} 0 & -2 \leq t < -1 \\ t & -1 \leq t < 1 \\ 0 & 1 \leq t < 2 \end{cases}$$

This is clearly an odd function, so we will only need to generate a Fourier sine series. The following program will generate the required Fourier sine series:

```

%
% This routine implements a trigonometric Fourier Sine Series
%
% Inputs: N is the number of terms to use in the series
%
function Fourier_Sine_Series(N)
%
% one period of the function goes from low to high
%
low = -2;
high = 2;
%
% the difference between low and high is one period
%
T = high-low;
w0 = 2*pi/T;
%
% the periodic function...
%
x = @(t) 0.*(t<-1) + t.*((-1<=t)&(t<1)) + 0.*(t>=1);
%
% find b(1) to b(N)
%
for k = 1:N
    arg = @(t) x(t).*sin(k*w0*t);
    b(k) = (2/T)*quadl(arg,low,high);
end;
%
% determine a time vector over one period
%
t = linspace(low,high,1000);
%
% find the Fourier series representation
%
est = 0;
for k=1:N
    est = est + b(k)*sin(k*w0*t);
end;
%
% plot the results
%
plot(t,x(t),'-',t,est,'--'); grid; xlabel('Time(sec)');
legend('Original','Fourier Series','Location','NorthWest');
title(['Number of Terms = ', num2str(N)]);

```




#1

(a)  $y(t) = x(t) + \int_{-\infty}^t e^{-2(t-\lambda)} x(\lambda) d\lambda$

$h(t) = \delta(t) + \int_{-\infty}^t e^{-2(t-\lambda)} \delta(\lambda) d\lambda = \delta(t) + e^{-2t} u(t) = h(t)$

(b)  $y(t) = \int_{-\infty}^{t-1} e^{-(t-\lambda)} x(\lambda+2) d\lambda$

$h(t) = \int_{-\infty}^{t-1} e^{-(t-\lambda)} \delta(\lambda+2) d\lambda = e^{-(t+2)} u(t+1) = h(t)$



(c)  $2\dot{y}(t) - y(t) = 3x(t+2)$

$\dot{h}(t) - \frac{1}{2}h(t) = \frac{3}{2}\delta(t+2)$

$\frac{d}{dt} [h(t)e^{-t/2}] = \frac{3}{2}e^{-t/2}\delta(t+2) = \frac{3}{2}e^1\delta(t+2)$

$h(t)e^{-t/2} = \frac{3}{2}e^1 \int_{-\infty}^t \delta(\lambda+2) d\lambda = \frac{3}{2}e^1 u(t+2)$

$h(t) = \frac{3}{2}e^1 e^{t/2} u(t+2) = \frac{3}{2}e^{(t+2)/2} u(t+2) = h(t)$

(d)  $y(t) = \frac{1}{I} \int_{t-I}^t x(\lambda) d\lambda$

$h(t) = \frac{1}{I} \int_{t-I}^t \delta(\lambda) d\lambda = \begin{cases} \frac{1}{I} & t > 0 \text{ and } t-I < 0 \\ 0 & \text{else} \end{cases}$

$h(t) = \frac{1}{I} [u(t) - u(t-I)]$

#2

(a)  $h_1(t) = \delta(t)$   $h_2(t) = 2e^{-t} u(t)$

$$h(t) = h_1(t) * h_2(t) = \boxed{2e^{-t} u(t) = h_1(t)}$$

(b)  $h_1(t) = e^{-t} u(t)$   $h_2(t) = 2\delta(t-1)$

$$h(t) = h_1(t) * h_2(t) = \boxed{2e^{-(t-1)} u(t-1) = h_1(t)}$$

(c)  $h_1(t) = e^{-(t+1)} u(t+1)$   $h_2(t) = e^{-(t-1)} u(t-1)$

$$h(t) = h_1(t) * h_2(t) = \int_{-\infty}^{\infty} h_1(\lambda) h_2(t-\lambda) d\lambda$$

$$= \int_{-\infty}^{\infty} e^{-(\lambda+1)} u(\lambda+1) e^{-(t-\lambda-1)} u(t-\lambda-1) d\lambda$$

$$= \int_{-1}^{t-1} e^{-\lambda-1-t+\lambda+1} d\lambda = e^{-t} \int_{-1}^{t-1} d\lambda = \boxed{te^{-t} u(t) = h_1(t)}$$

(d)  $h_1(t) = u(t) - u(t-1)$   $h_2(t) = u(t)$

$$h(t) = h_1(t) * h_2(t) = \int_{-\infty}^{\infty} h_1(\lambda) h_2(t-\lambda) d\lambda$$


$$= \int_{-\infty}^{\infty} [u(\lambda) - u(\lambda-1)] u(t-\lambda) d\lambda = \int_{-\infty}^{\infty} u(\lambda) u(t-\lambda) d\lambda - \int_{-\infty}^{\infty} u(\lambda-1) u(t-\lambda) d\lambda$$

$$= \int_0^t d\lambda - \int_1^t d\lambda = \boxed{tu(t) - (t-1)u(t-1) = h_1(t)}$$

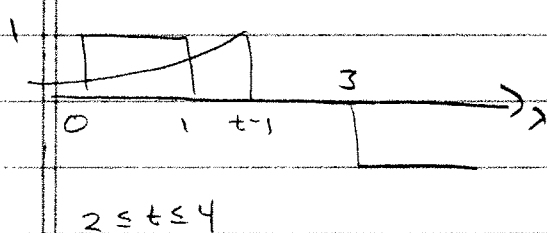
#3

$$h(t) = e^{-(t-1)} u(t-1) \quad x(t) = u(t) - u(t-1) - u(t-3)$$

we want the output  $y(t)$  for  $2 \leq t \leq 5$



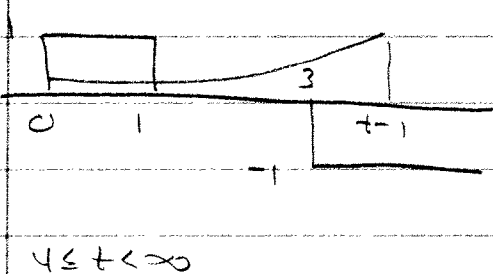
$$h(\lambda) = h(t-\lambda) \quad t-\lambda=1 \quad t-1=\lambda$$



$$y(t) = \int_0^1 e^{-(t-\lambda-1)} d\lambda$$

$$= e^{-(t-1)} \int_0^1 e^{\lambda} d\lambda$$

$$y(t) = e^{-(t-1)} [e^1 - 1] \quad 2 \leq t \leq 4$$



$$y(t) = \int_0^1 e^{-(t-\lambda-1)} d\lambda + \int_3^{t-1} e^{-(t-\lambda-1)} d\lambda$$

$$= e^{-(t-1)} [e^1 - 1] + e^{-(t-1)} \int_3^{t-1} e^{\lambda} d\lambda$$

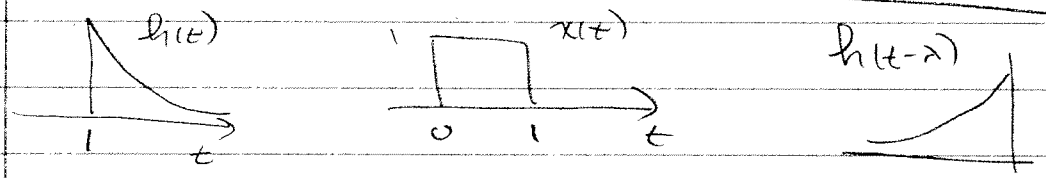
$$y(t) = e^{-(t-1)} [e^1 - 1] + e^{-(t-1)} [e^{t-1} - e^3] \quad 4 \leq t < \infty$$

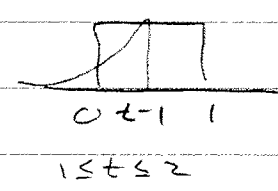
④  $h(t) = e^{-(t-1)} u(t-1)$

① step response  $y_s(t) = h(t) * u(t) = \int_{-\infty}^{\infty} h(\lambda) u(t-\lambda) d\lambda$   
 $= \int_{-\infty}^{\infty} e^{-(\lambda-1)} u(\lambda-1) u(t-\lambda) d\lambda = \int_1^t e^{-(\lambda-1)} d\lambda = e^1 \int_1^t e^{-\lambda} d\lambda$   
 $= e^1 \left[ -e^{-\lambda} \Big|_1^t \right] u(t-1) = e^1 \left[ e^{-1} - e^{-t} \right] u(t-1)$   
 $= \boxed{\left[ 1 - e^{-(t-1)} \right] u(t-1) = y_s(t)}$

② for  $x(t) = u(t) - u(t-1)$ ,  $y(t) = y_s(t) - y_s(t-1)$

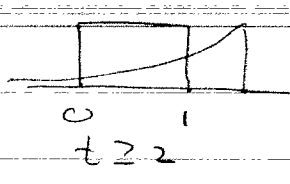
so  $y(t) = \boxed{\left[ 1 - e^{-(t-1)} \right] u(t-1) - \left[ 1 - e^{-(t-2)} \right] u(t-2)}$

③ 

  $1 \leq t \leq 2$

$$y(t) = \int_0^{t-1} e^{-(t-\lambda-1)} d\lambda = e^{-(t-1)} \int_0^{t-1} e^{\lambda} d\lambda$$

$$= e^{-(t-1)} \left[ e^{\lambda} - 1 \right] = 1 - e^{-(t-1)}$$

  $t \geq 2$

$$y(t) = \int_0^1 e^{-(t-\lambda-1)} d\lambda = e^{-(t-1)} \int_0^1 e^{\lambda} d\lambda$$

$$= e^{-(t-1)} \left[ e^1 - 1 \right] = e^{-(t-2)} - e^{-(t-1)}$$

$$y(t) = \begin{cases} 1 - e^{-(t-1)} & 1 \leq t \leq 2 \\ e^{-(t-2)} - e^{-(t-1)} & t \geq 2 \end{cases}$$
 continued on next page

#4

(continued)

(d) for  $1 \leq t \leq 2$  both answers are the same  
 for  $t \geq 2$ ,  $y(t) = [1 - e^{-(t-1)}]u(t-1) - [1 - e^{-(t-2)}]u(t-2)$   
 $= 1 - e^{-(t-1)} - 1 + e^{-(t-2)}$   
 $= e^{-(t-2)} - e^{-(t-1)}$ , so both answers are  
 the same

$$(e) y_s(t) = [1 - e^{-(t-1)}]u(t-1)$$

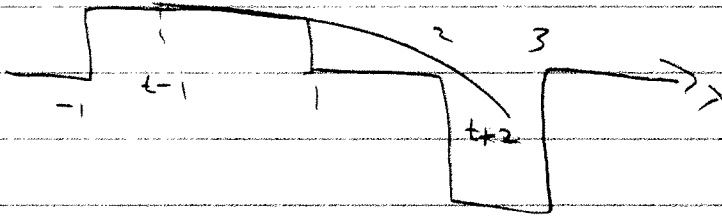
$$\frac{d}{dt} y_s(t) = \left\{ \frac{d}{dt} [1 - e^{-(t-1)}] \right\} u(t-1) + [1 - e^{-(t-1)}] \left\{ \frac{d}{dt} u(t-1) \right\}$$

$$= +e^{-(t-1)} u(t-1) + [1 - e^{-(t-1)}] \delta(t-1)$$

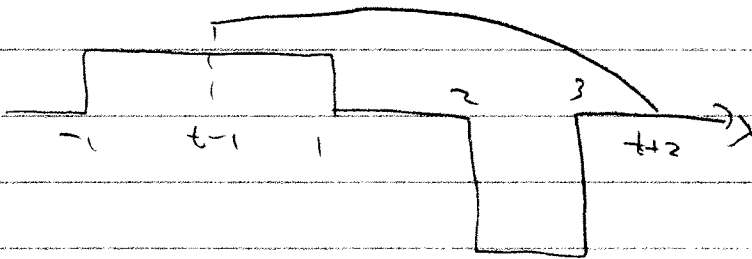
$$= e^{-(t-1)} u(t-1) + 0 \delta(t-1) = \boxed{e^{-(t-1)} u(t-1) = h_1(t)}$$

#5

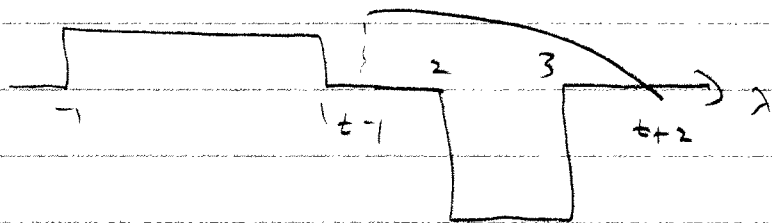
(continued)



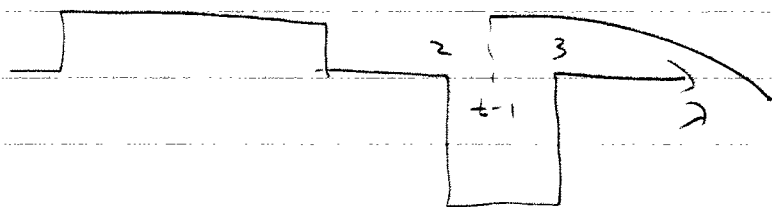
$$0 \leq t \leq 1 \quad y(t) = \int_{t-1}^1 [1 - 0.5(t-\lambda)^2] [1] d\lambda + \int_2^{t+2} [1 - 0.5(t-\lambda)^2] [-2] d\lambda$$



$$1 \leq t \leq 2 \quad y(t) = \int_{t-1}^1 [1 - 0.5(t-\lambda)^2] [1] d\lambda + \int_2^3 [1 - 0.5(t-\lambda)^2] [-2] d\lambda$$



$$2 \leq t \leq 3 \quad y(t) = \int_2^3 [1 - 0.5(t-\lambda)^2] [-2] d\lambda$$

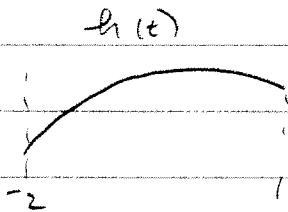


$$3 \leq t \leq 4 \quad y(t) = \int_{t-1}^3 [1 - 0.5(t-\lambda)^2] [-2] d\lambda$$

#5

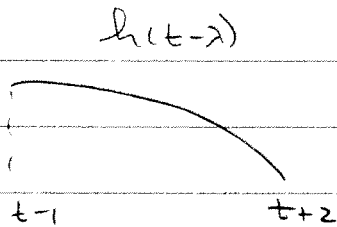
$$h(t) = [1 - 0.5t^2][u(t+2) - u(t-1)]$$

$$x(t) = u(t+1) - u(t-1) - 2u(t-2) + 2u(t-3)$$

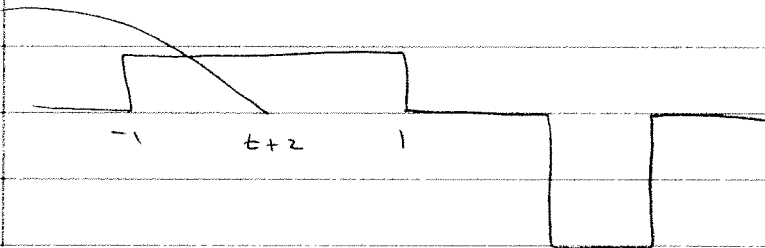



$$h(\tau) = h(t-\lambda) \quad \tau = t-\lambda \quad \lambda = t-\tau$$

$$h(-2) = h(t-\lambda) \quad -2 = t-\lambda \quad \lambda = t+2$$

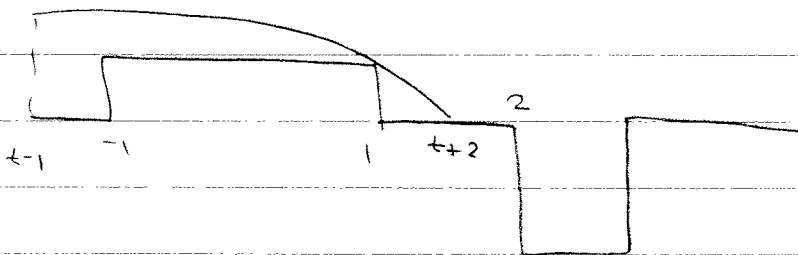


$x(t)$



$$-3 \leq t \leq -1$$

$$y(t) = \int_{-1}^{t+2} [1 - 0.5(t-\lambda)^2][1] d\lambda$$



$$-1 \leq t \leq 0$$

$$y(t) = \int_{-1}^1 [1 - 0.5(t-\lambda)^2][1] d\lambda$$

#5

(continued)

Summary

$$y(t) = 0 \quad t \leq -3$$

$$y(t) = \int_{-1}^{t+2} [1 - 0.5(t-\lambda)^2] d\lambda \quad -3 \leq t \leq -1$$

$$y(t) = \int_{-1}^1 [1 - 0.5(t-\lambda)^2] d\lambda \quad -1 \leq t \leq 0$$

$$y(t) = \int_{t-1}^1 [1 - 0.5(t-\lambda)^2] d\lambda - 2 \int_2^{t+2} [1 - 0.5(t-\lambda)^2] d\lambda \quad 0 \leq t \leq 1$$

$$y(t) = \int_{t-1}^1 [1 - 0.5(t-\lambda)^2] d\lambda - 2 \int_2^3 [1 - 0.5(t-\lambda)^2] d\lambda \quad 1 \leq t \leq 2$$


$$y(t) = -2 \int_2^3 [1 - 0.5(t-\lambda)^2] d\lambda \quad 2 \leq t \leq 3$$

$$y(t) = -2 \int_{t-1}^3 [1 - 0.5(t-\lambda)^2] d\lambda \quad 3 \leq t \leq 4$$

$$y(t) = 0 \quad t \geq 4$$



#6



$$e(t) = x(t) - v(t) \quad v(t) = y(t) * h_2(t)$$

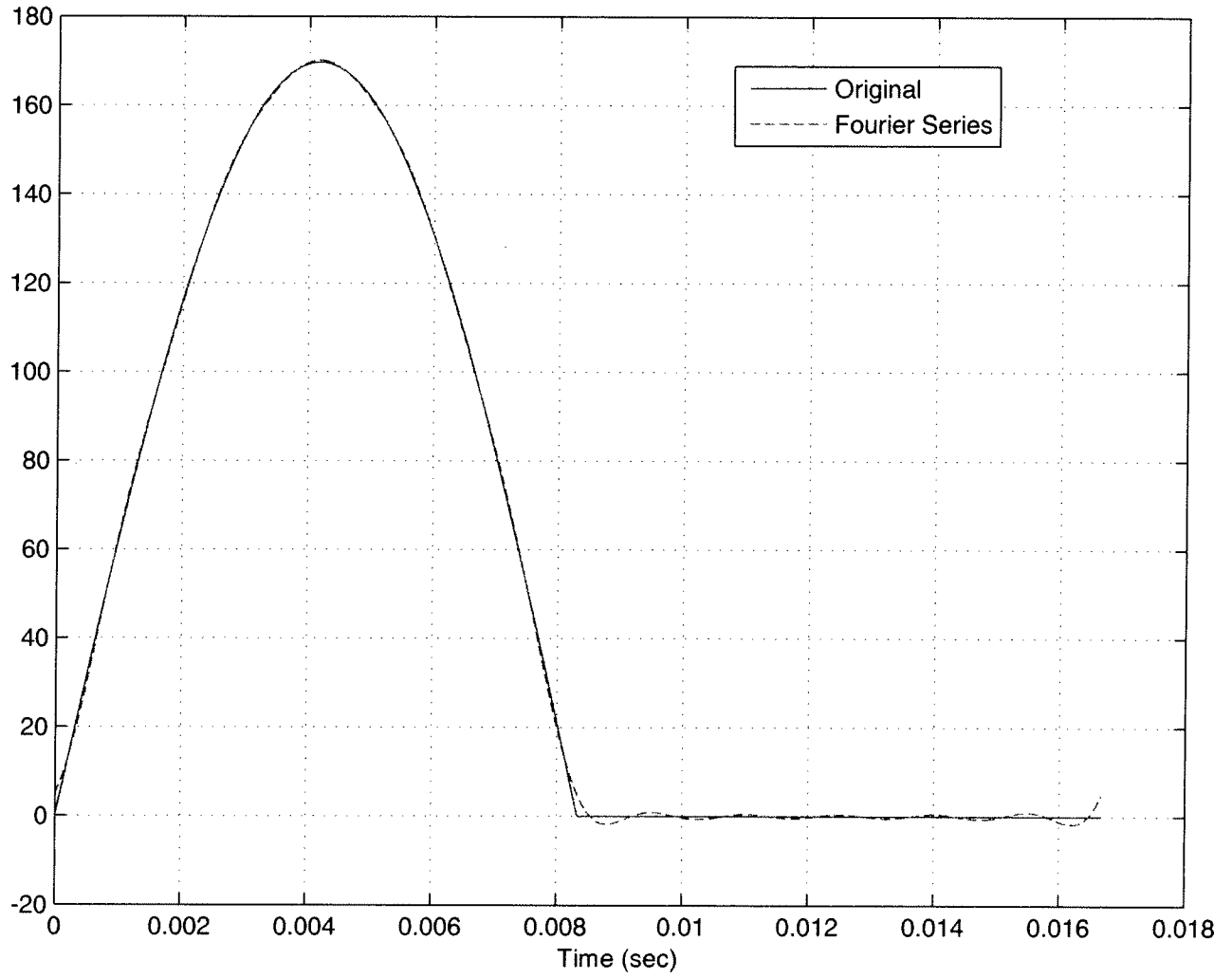
$$e(t) * h_1(t) = y(t) = [x(t) - y(t) * h_2(t)] * h_1(t)$$

$$y(t) = x(t) * h_1(t) - y(t) * h_1(t) * h_2(t)$$

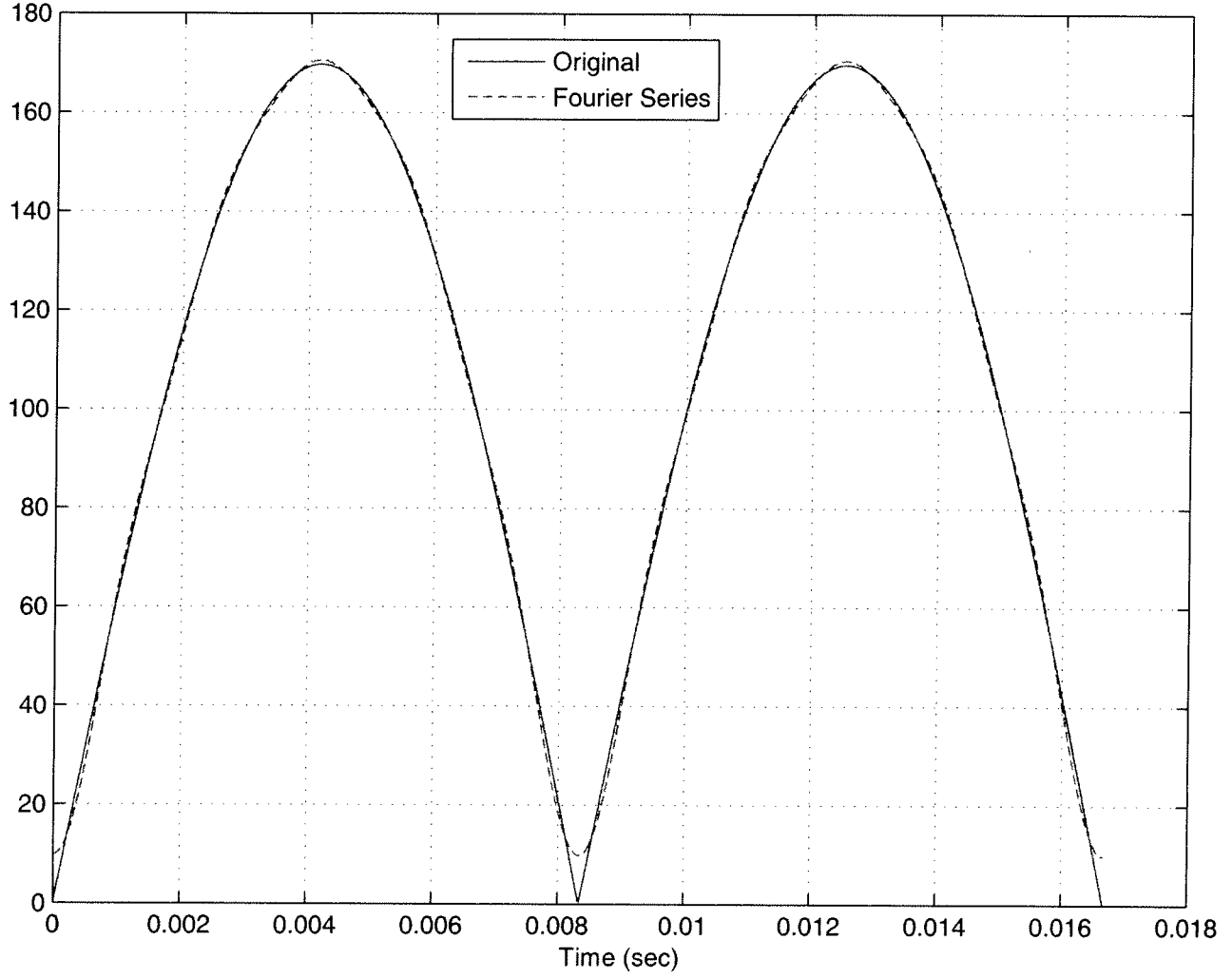
$$y(t) + y(t) * h_1(t) * h_2(t) = y(t) * [\delta(t) + h_1(t) * h_2(t)] = x(t) * h_1(t)$$

$$y(t) * [\delta(t) + h_1(t) * h_2(t)] = x(t) * h_1(t)$$

Number of Terms = 11



Number of Terms = 11



```

%
% This routine implements a trigonometric Fourier Series
% for a full and half wave rectified signal
%
% Inputs: N is the number of terms to be used in the series
%
function homework5(N)
%
% set up the fundamentals
%
    f0 = 60;
    T0 = 1/f0;
    Vm = 120*sqrt(2);

% one period of the function goes from low to high
%
    low = 0;
    high = T0;

%
% the difference between low and high is one period
%
    T = high-low;
    w0 = 2*pi/T;

%
% the periodic function
%
    x = @(t) abs(Vm*sin(w0*t)).*(t <= T);           % full wave
% x = @(t) Vm*sin(w0*t) .* (t<=T0/2)+0.*(t>T0/2); % half wave
%
% find a0
%
    a0 = (1/T)*quadl(x,low,high);

%
for k = 1:N
    arg = @(t) x(t).*sin(k*w0*t);
    b(k) = (2/T)*quadl(arg,low,high);
    arg = @(t) x(t).*cos(k*w0*t);
    a(k) = (2/T)*quadl(arg,low,high);
end;

%
% determine a time vector over one period
%
t = linspace(low,high,1000);

%
% Find the Fourier series representation
%
est = a0;
for k = 1:N
    est = est + a(k)*cos(k*w0*t)+b(k)*sin(k*w0*t);
end;

%
% plot the results

```

```
%  
plot(t,x(t),'-',t,est,'--'); grid; xlabel('Time (sec)');  
legend('Original','Fourier Series','Location','NorthWest');  
title(['Number of Terms = ', num2str(N)]);  
%
```