

**ECE 300**  
**Signals and Systems**  
Homework 5

**Due Date:** Tuesday October 7, 2008 at the beginning of class

**Problems**

1. For the following system models, determine if the model represents a BIBO stable system. If the system is not BIBO stable, give an input  $x(t)$  that demonstrates this.

a)  $y(t) = \dot{x}(t) + x(t)$       b)  $y(t) = \sin\left(\frac{1}{x(t)}\right)$   
c)  $y(t) = x^2(t)$               d)  $y(t) + y(t)x(t) = x(t)$

2. For LTI systems with the following impulse responses, determine if the system is BIBO stable.

a)  $h(t) = e^{-t}u(t)$     b)  $h(t) = u(t)$     c)  $h(t) = u(t) - u(t-10)$     d)  $h(t) = \delta(t-1)$   
e)  $h(t) = \sin(t)u(t)$     f)  $h(t) = e^{-t^2}u(t)$  (hint: use your answer to a)

3. In this problem we will determine the trigonometric Fourier Series for a full wave rectified signal.

- a. Using Euler's identity, show that  $\sin(\alpha)\cos(\beta) = \frac{1}{2}\sin(\alpha + \beta) - \frac{1}{2}\sin(\alpha - \beta)$   
and  $\sin(\alpha)\sin(\beta) = \frac{1}{2}\cos(\alpha - \beta) - \frac{1}{2}\cos(\alpha + \beta)$
- b. Show that for  $x(t) = V_m \sin\left(\frac{\omega_0}{2}t\right) 0 \leq t \leq T_0$ , the trigonometric Fourier series coefficients are given by

$$a_0 = \frac{2V_m}{\pi}$$
$$a_k = \frac{V_m}{\pi} \frac{1}{0.25 - k^2}$$
$$b_k = 0$$

**4. (Matlab Problem)** Read the **Appendix**, then

Download **Fourier\_Sine\_Series.m** from the class website.

**a)** If you type (in Matlab's command line) `Fourier_Sine_Series(5)` you should get a plot like that shown in Figure 1. As you increase the number of terms in the Fourier series, you should get a better match to the function. Run the code for  $N=100$  and turn in your plot.

**b)** Read through the code and answer the following questions:

- What variable in the code represents the Fourier series approximation to the input?
- In extending this program to implement a full trigonometric Fourier series, does the computation for  $a_0$  need to be inside a for loop?

**c)** Copy **Fourier\_Sine\_Series.m** to a file named **Trig\_Fourier\_Series.m** and implement a full trigonometric Fourier series representation. This means you will have to compute the average value  $a_0$  and the  $a_k$ , and then use these values in the final estimate.

**d)** Using the code you wrote in part **c**, find the trigonometric Fourier series representation for the following functions (defined over a single period)

*Half-wave rectifier* ( $V_m = 100\sqrt{2}$  volts,  $f_0 = 60$  Hz)

$$x_1(t) = \begin{cases} V_m \sin(2\pi f_0 t) & 0 \leq t \leq \frac{1}{2T_0} \\ 0 & \frac{1}{2T_0} \leq t < T_0 \end{cases}$$

*Full-wave rectifier* ( $V_m = 100\sqrt{2}$  volts,  $f_0 = 60$  Hz)

$$x(t) = V_m |\sin(2\pi f_0 t)| \quad 0 \leq t \leq T_0$$

(Note that this is not the form of the function we used in problem 4, but this form gives a better idea of what a full-wave rectifier does)

Use  $N = 11$  and turn in your plots for each of these functions. Also, turn in your Matlab program for one of these.

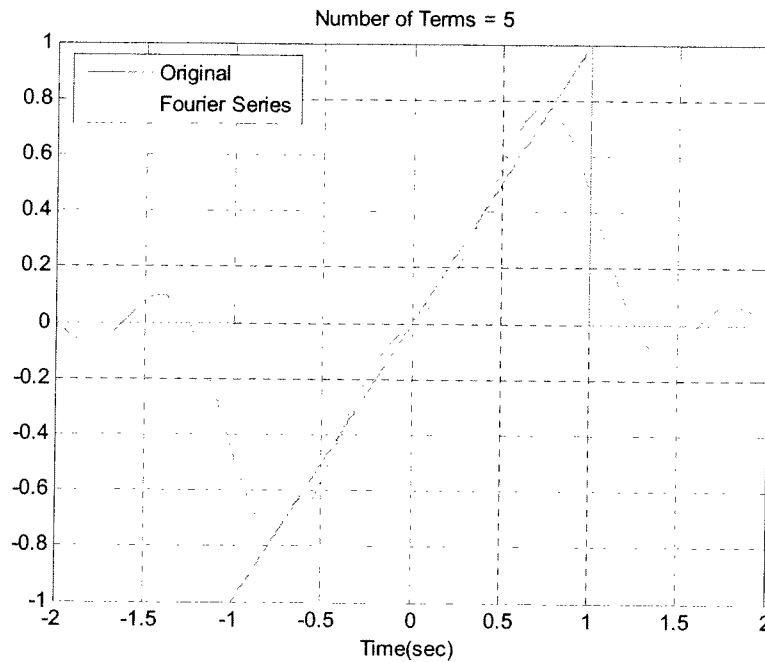


Figure 1. Trigonometric Fourier series for problem 3.

## Appendix

In DE II you learned about representing periodic functions with a Fourier series using trigonometric functions (sines and cosines). In this appendix we will determine how to determine a Fourier sine series series for an odd periodic function using our knowledge of numerical integration in Matlab. The only new thing we will need is the idea of a loop.

**Trigonometric Fourier Series** If  $x(t)$  is a periodic function with fundamental period  $T$ , then we can represent  $x(t)$  as a Fourier series

$$x(t) = a_0 + \sum_{k=1}^{\infty} a_k \cos(k\omega_0 t) + \sum_{k=1}^{\infty} b_k \sin(k\omega_0 t)$$

where  $\omega_0 = \frac{2\pi}{T}$  is the fundamental period,  $a_0$  is the average (or DC, i.e. zero frequency) value, and

$$a_0 = \frac{1}{T} \int_T x(t) dt$$

$$a_k = \frac{2}{T} \int_T x(t) \cos(k\omega_0 t) dt$$

$$b_k = \frac{2}{T} \int_T x(t) \sin(k\omega_0 t) dt$$

**Even and Odd Functions** Recall that a function  $x(t)$  is **even** if  $x(t) = x(-t)$  (it is symmetric about the y-axis) and is **odd** if  $x(-t) = -x(t)$  (it is antisymmetric about the y-axis). If we know in advance that functions are even or odd, we can determine that some of the Fourier series coefficients are zero. Specifically,

*If  $x(t)$  is even all of the  $b_k$  are zero.*

*If  $x(t)$  is odd all of the  $a_k$  (including  $a_0$ ) are zero.*

**For Loops** Let's assume we want to generate the coefficients  $b_k = \frac{k}{1+k^2}$  for  $k = 1$  to  $k = 10$ . One way of doing this in Matlab is by using the following **for** loop

```
for k=1:10
    b(k) = k/(1+k^2);
end;
```

In this loop, the variable  $k$  first takes the value of 1 until the end is reached, then the value 2, all the way up to  $k = 10$ . In this loop we are assigning the coefficients to the array  $b$ , hence  $b(1) = b_1$ ,  $b(2) = b_2$ , etc.

Similarly, if we wanted to generate the coefficients  $a_k = \frac{1}{k+1}$  and  $b_k = \frac{2}{k^2+1}$  for  $k = 1$  to  $k = 5$ , we could do this using for loops as follows:

```
for k=1:5
    a(k) = 1/(k+1);
    b(k) = 2/(k^2+1);
end;
```

Note that Matlab requires the indices in an array to start at 1, and that for loops should usually be avoided in Matlab if possible since they are usually less efficient (Matlab is designed for vectorized operations).

**Fourier Sine Series** Now we want to generate the Fourier series for the periodic function

$$x(t) = \begin{cases} 0 & -2 \leq t < -1 \\ t & -1 \leq t < 1 \\ 0 & 1 \leq t < 2 \end{cases}$$

This is clearly an odd function, so we will only need to generate a Fourier sine series. The following program will generate the required Fourier sine series:

```

%
% This routine implements a trigonometric Fourier Sine Series
%
% Inputs: N is the number of terms to use in the series
%
function Fourier_Sine_Series(N)
%
% one period of the function goes from low to high
%
low = -2;
high = 2;
%
% the difference between low and high is one period
%
T = high-low;
w0 = 2*pi/T;
%
% the periodic function...
%
x = @(t) 0.*(t<-1) + t.*((-1<=t)&(t<1)) + 0.*(t>=1);
%
% find b(1) to b(N)
%
for k = 1:N
    arg = @(t) x(t).*sin(k*w0*t);
    b(k) = (2/T)*quadl(arg,low,high);
end;
%
% determine a time vector over one period
%
t = linspace(low,high,1000);
%
% find the Fourier series representation
%
est = 0;
for k=1:N
    est = est + b(k)*sin(k*w0*t);
end;
%
% plot the results
%
plot(t,x(t),'-',t,est,'--'); grid; xlabel('Time(sec)');
legend('Original','Fourier Series','Location','NorthWest');
title(['Number of Terms = ', num2str(N)]);

```

#1

$$a) y(t) = \dot{x}(t) + x(t)$$

not BIBO stable for  $x(t) = u(t)$

$$\text{at } t=0 \quad y(0) = \dot{u}(0) + u(0) = \delta(0) + u(0) = \infty$$

$$b) y(t) = \sin\left(\frac{t}{x(t)}\right)$$

no matter what  $x(t)$  is, even  $x(t) = 0$ ,  $-1 \leq y(t) \leq 1$

BIBO stable

$$c) y(t) = x^2(t)$$

for  $|x(t)| < m \quad |y(t)| \leq m^2 \quad \text{so } \text{BIBO stable}$

$$d) y(t) + y(t)x(t) = x(t)$$

$$y(t)[1 + x(t)] = x(t)$$

$$y(t) = \frac{x(t)}{1 + x(t)}$$

for  $x(t) = -1 \quad y(t) = \infty$

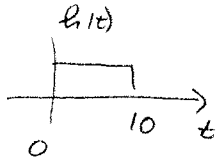
not BIBO stable

#2

a)  $h(t) = e^{-t}u(t)$   $\int_{-\infty}^{\infty} |h(t)| dt = \int_0^{\infty} e^{-t} dt = -e^{-t} \Big|_0^{\infty} = 1$  finite, so BIBO stable

b)  $h(t) = u(t)$   $\int_{-\infty}^{\infty} |h(t)| dt = \int_0^{\infty} 1 dt = \infty$  not finite, so not BIBO stable

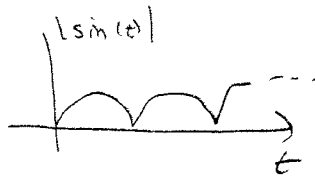
c)  $h(t) = u(t)u(t-10)$



$\int_{-\infty}^{\infty} |h(t)| dt = \int_0^{10} 1 dt = 10$  finite, so BIBO stable

d)  $h(t) = \delta(t-1)$   $\int_{-\infty}^{\infty} |h(t)| dt = \int_{-\infty}^{\infty} \delta(t-1) dt = 1$  finite, so BIBO stable


e)  $h(t) = \sin(t)u(t)$   $\int_{-\infty}^{\infty} |h(t)| dt = \int_0^{\infty} |\sin(t)| dt = \infty$ , so not BIBO stable



f)  $h(t) = e^{-t^2}$  note  $e^{-t^2} \leq e^{-t}$  for  $t \geq 1$

so  $\int_{-\infty}^{\infty} |h(t)| dt = \int_0^{\infty} e^{-t^2} dt \leq \int_0^1 e^{-t^2} dt + \int_1^{\infty} e^{-t} dt$

finite from part a



so  $\int_{-\infty}^{\infty} |h(t)| dt$  is finite, so BIBO stable



$$\begin{aligned}
 \#3 \quad (a) \quad \sin(\alpha) \cos(\beta) &= \left( \frac{e^{j\alpha} - e^{-j\alpha}}{2j} \right) \left( \frac{e^{j\beta} + e^{-j\beta}}{2} \right) \\
 &= \frac{1}{2 \cdot 2j} \left[ e^{j(\alpha+\beta)} + e^{j(\alpha-\beta)} - e^{-j(\alpha-\beta)} - e^{-j(\alpha+\beta)} \right] \\
 &= \frac{1}{2} \left[ \frac{e^{j(\alpha+\beta)} - e^{-j(\alpha+\beta)}}{2j} \right] + \frac{1}{2} \left[ \frac{e^{j(\alpha-\beta)} - e^{-j(\alpha-\beta)}}{2j} \right] \\
 &= \frac{1}{2} \sin(\alpha+\beta) + \frac{1}{2} \sin(\alpha-\beta) = \frac{1}{2} \sin(\alpha+\beta) - \frac{1}{2} \sin(\beta-\alpha)
 \end{aligned}$$

$$\begin{aligned}
 \sin(\alpha) \sin(\beta) &= \left( \frac{e^{j\alpha} - e^{-j\alpha}}{2j} \right) \left( \frac{e^{j\beta} - e^{-j\beta}}{2} \right) \\
 &= \frac{1}{(2j)(2j)} \left[ e^{j(\alpha+\beta)} - e^{j(\alpha-\beta)} - e^{-j(\alpha-\beta)} + e^{-j(\alpha+\beta)} \right] \\
 &= -\frac{1}{2} \left[ \frac{e^{j(\alpha+\beta)} + e^{-j(\alpha+\beta)}}{2} \right] + \frac{1}{2} \left[ \frac{e^{j(\alpha-\beta)} + e^{-j(\alpha-\beta)}}{2} \right] \\
 &= \frac{1}{2} \cos(\alpha-\beta) - \frac{1}{2} \cos(\alpha+\beta)
 \end{aligned}$$

$x(t)$  is a full wave rectifier

$$x(t) = V_m \sin\left(\frac{\omega_0 t}{2}\right) \quad 0 \leq t \leq T_0$$

or  $x(t) = V_m |\sin(\omega_0 t)|$  0 < t < T<sub>0</sub>

$$a_0 = \frac{V_m}{T_0} \int_0^{T_0} \sin\left(\frac{\omega_0 t}{2}\right) dt = \frac{V_m}{T_0} \frac{2}{\omega_0} \left[ -\cos\left(\frac{\omega_0 t}{2}\right) \Big|_0^{T_0} \right]$$

$$= \frac{V_m}{\pi} [1 - \cos(\pi)] = \boxed{\frac{2V_m}{\pi} = a_0}$$

$$a_k = \frac{2}{T_0} \int_0^{T_0} V_m \sin\left(\frac{\omega_0 t}{2}\right) \cos(k\omega_0 t) dt$$

$$= \frac{2V_m}{T_0} \left[ \int_0^{T_0} \frac{\sin\left[(k+\frac{1}{2})\omega_0 t\right]}{2(k+\frac{1}{2})\omega_0} dt - \int_0^{T_0} \frac{\sin\left[(k-\frac{1}{2})\omega_0 t\right]}{2(k-\frac{1}{2})\omega_0} dt \right]$$

$$= \frac{V_m}{\pi} \left[ \frac{-\cos\left[(k+\frac{1}{2})\omega_0 t\right]}{2(k+\frac{1}{2})} \Big|_0^{T_0} \right] - \frac{V_m}{\pi} \left[ \frac{-\cos\left[(k-\frac{1}{2})\omega_0 t\right]}{2(k-\frac{1}{2})} \Big|_0^{T_0} \right]$$

$$= \frac{V_m}{\pi} \left[ \frac{1 - \cos\left[(k+\frac{1}{2})2\pi\right]}{2(k+\frac{1}{2})} \right] - \frac{V_m}{\pi} \left[ \frac{1 - \cos\left[(k-\frac{1}{2})2\pi\right]}{2(k-\frac{1}{2})} \right]$$

$$= \frac{V_m}{2\pi} \left[ \frac{1 - \cos(2\pi k + \pi)}{(k+\frac{1}{2})} \right] - \frac{V_m}{2\pi} \left[ \frac{1 - \cos(2\pi k - \pi)}{k-\frac{1}{2}} \right]$$

$$= \frac{V_m}{2\pi} \left[ \frac{2}{k+\frac{1}{2}} \right] - \frac{V_m}{2\pi} \left[ \frac{2}{k-\frac{1}{2}} \right] = \frac{2V_m}{2\pi} \left[ \frac{(k-\frac{1}{2}) - (k+\frac{1}{2})}{k^2 - \frac{1}{4}} \right] = \boxed{\frac{V_m}{\pi} \frac{1}{\frac{1}{4} - k^2}}$$

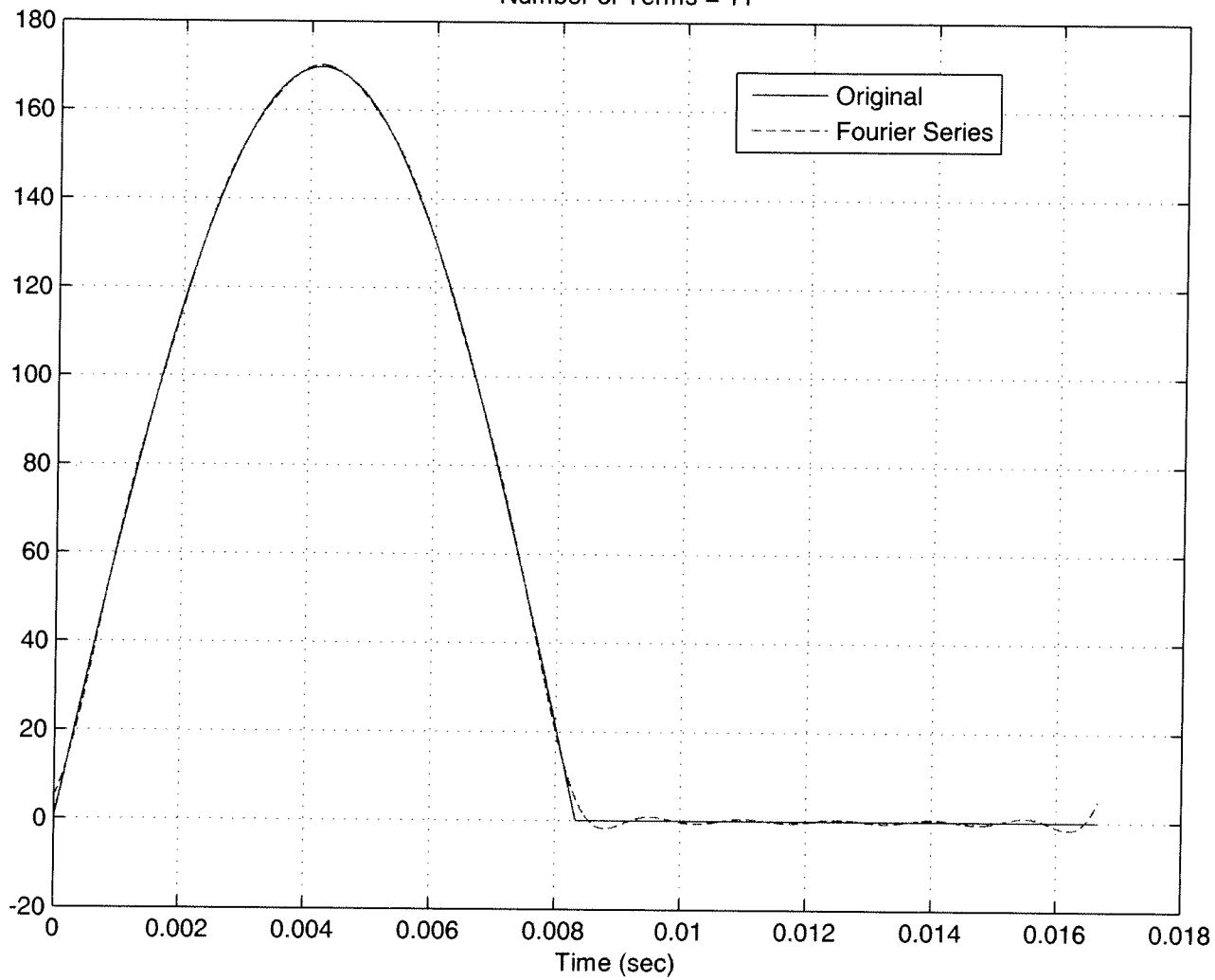
$$b_K = \frac{2}{T_0} \int_0^{T_0} V_m \sin\left(\frac{\omega_0 t}{2}\right) \sin(K\omega_0 t) dt$$

$$= \frac{2V_m}{T_0} \int_0^{T_0} \frac{\cos[(K-1/2)\omega_0 t]}{2(K-1/2)\omega_0} dt - \frac{2V_m}{T_0} \int_0^{T_0} \frac{\cos[(K+1/2)\omega_0 t]}{2(K+1/2)\omega_0} dt$$

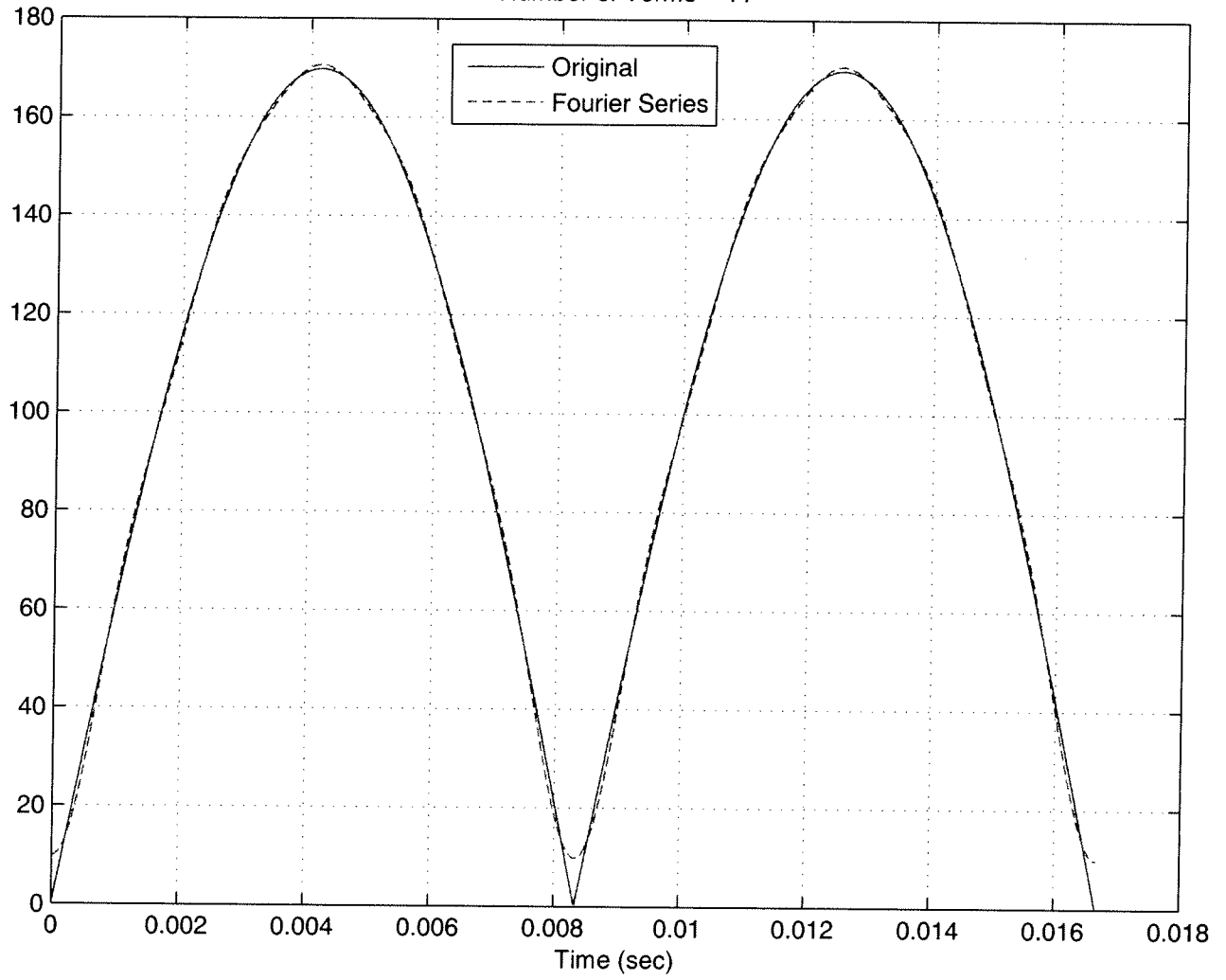
$$= \frac{V_m}{2\pi} \left[ \frac{\sin[(K-1/2)\omega_0 t]}{(K-1/2)} \right]_0^{T_0} - \frac{V_m}{2\pi} \left[ \frac{\sin[(K+1/2)\omega_0 t]}{(K+1/2)} \right]_0^{T_0}$$

$$= \frac{V_m}{2\pi} \left[ \frac{\sin[(K-1/2)2\pi]}{(K-1/2)} \right] - \frac{V_m}{2\pi} \left[ \frac{\sin[(K+1/2)2\pi]}{(K+1/2)} \right] = 0$$

Number of Terms = 11



Number of Terms = 11



```
%  
% This routine implements a trigonometric Fourier Series  
% for a full and half wave rectified signal  
%  
% Inputs: N is the number of terms to be used in the series  
%  
function homework5(N)  
%  
% set up the fundamentals  
%  
f0 = 60;  
T0 = 1/f0;  
Vm = 120*sqrt(2);  
  
% one period of the function goes from low to high  
%  
low = 0;  
high = T0;  
%  
% the difference between low and high is one period  
%  
T = high-low;  
w0 = 2*pi/T;  
%  
% the periodic function  
%  
x = @(t) abs(Vm*sin(w0*t)).*(t <= T); % full wave  
% x = @(t) Vm*sin(w0*t).*(t<=T0/2)+0.*(t>T0/2); % half wave  
%  
% find a0  
%  
a0 = (1/T)*quadl(x,low,high);  
%  
for k = 1:N  
    arg = @(t) x(t).*sin(k*w0*t);  
    b(k) = (2/T)*quadl(arg,low,high);  
    arg = @(t) x(t).*cos(k*w0*t);  
    a(k) = (2/T)*quadl(arg,low,high);  
end;  
%  
% determine a time vector over one period  
%  
t = linspace(low,high,1000);  
%  
% Find the Fourier series representation  
%  
est = a0;  
for k = 1:N  
    est = est + a(k)*cos(k*w0*t)+b(k)*sin(k*w0*t);  
end;  
%  
% plot the results
```

```
*  
plot(t,x(t),'-',t,est,'--'); grid; xlabel('Time (sec)');  
legend('Original','Fourier Series','Location','NorthWest');  
title(['Number of Terms = ', num2str(N)]);  
*
```