

Representing Interests in the EU

I. An Emerging European Identity?

II. Groups/Parties within the European Parliament

III. European Interest Groups

A. Types of Eurogroups

B. Factors Determining Influence

IV. Interests and Democracy in the EU

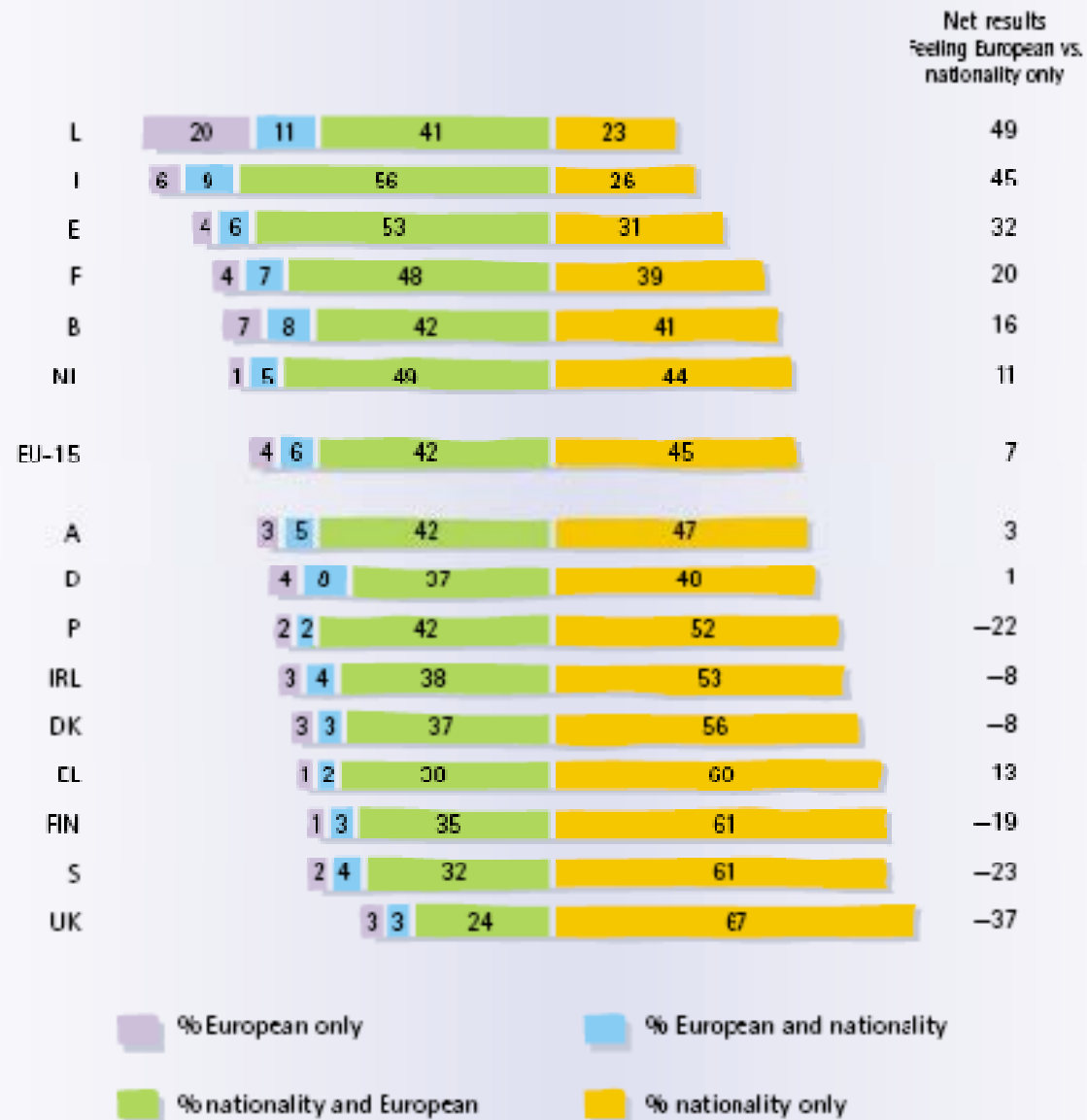
I. An Emerging European Identity?

- Nature of Identity
- Citizenship and Identity
- European Public Opinion and Identity
 - National v. European Identity, Common Culture, Democracy
- European Identity and the Outside World



“Who will die for ‘Europe’?”

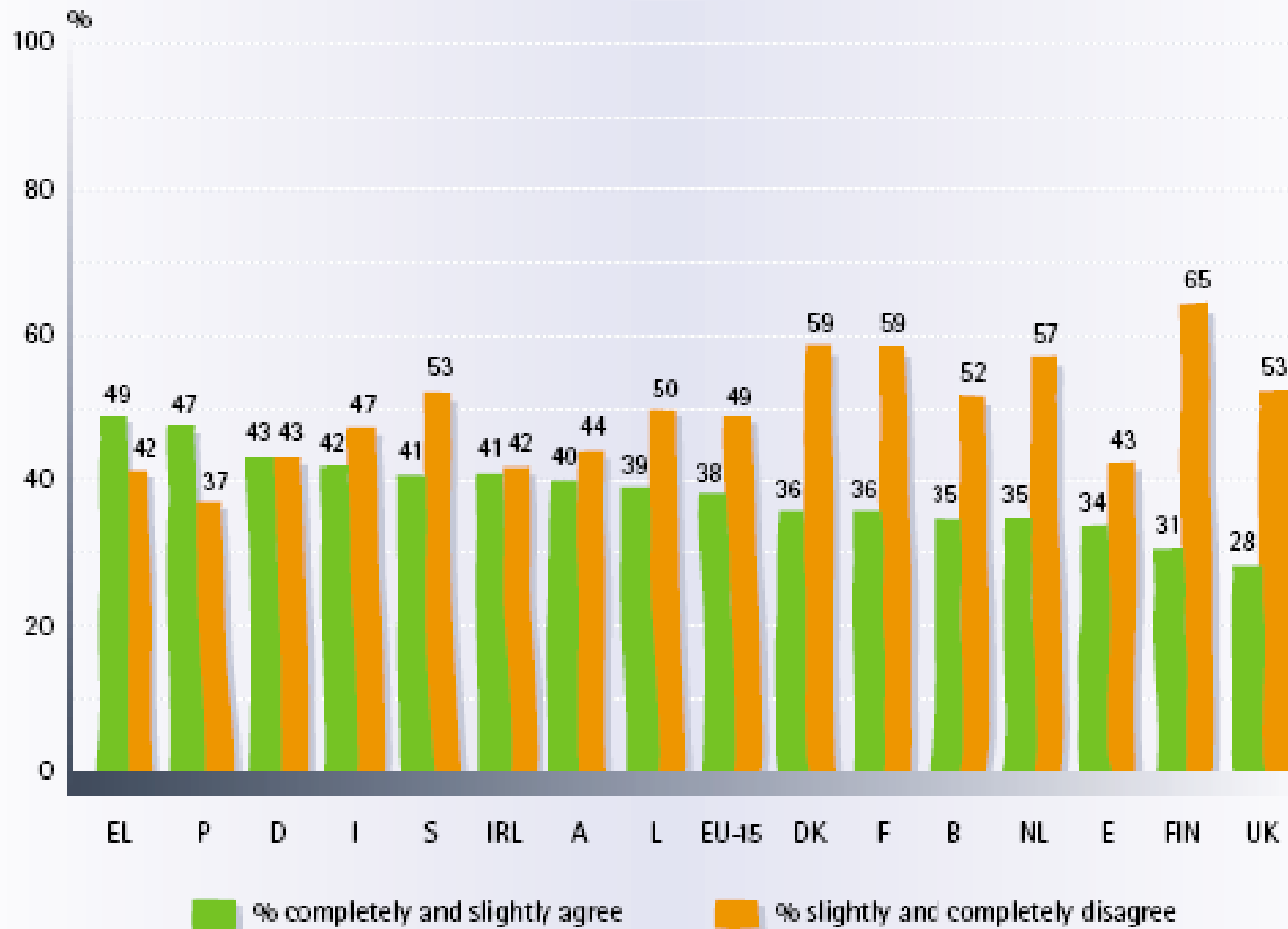
Graph 6: European and national identity



Source: Eurobarometer 52.0 – Fieldwork: October-November 1999.














Percentage 'don't know' not shown.

Graph 7: There is a European cultural identity shared by all Europeans



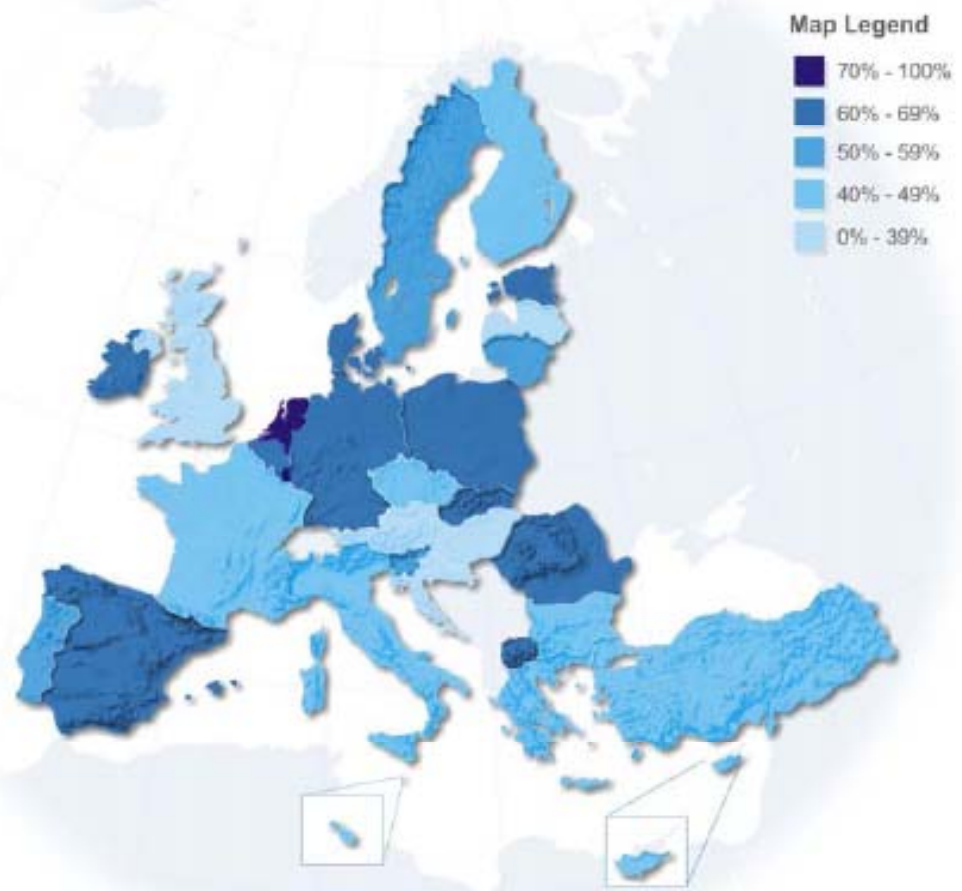
Source: Eurobarometer 52.0 – Fieldwork: October–November 1999.

Percentage 'don't know' not shown.

	NL	80%
	LU	71%
	IE	67%
	RO	66%
	BE	65%
	PL	65%
	DK	64%
	DE	64%
	ES	62%
	SK	62%
	EE	61%
	SE	59%
	SI	59%
	LT	55%
	EU27	53%
	PT	50%
	FR	49%
	FI	48%
	BG	48%
	CZ	46%
	MT	46%
	EL	45%
	IT	40%
	CY	40%
	AT	36%
	UK	32%
	HU	31%
	LV	27%
	MK	62%
	TR	42%
	HR	23%

Question: QA9. Generally speaking, do you think that (OUR COUNTRY)'s membership of the European Union is /would be ...?

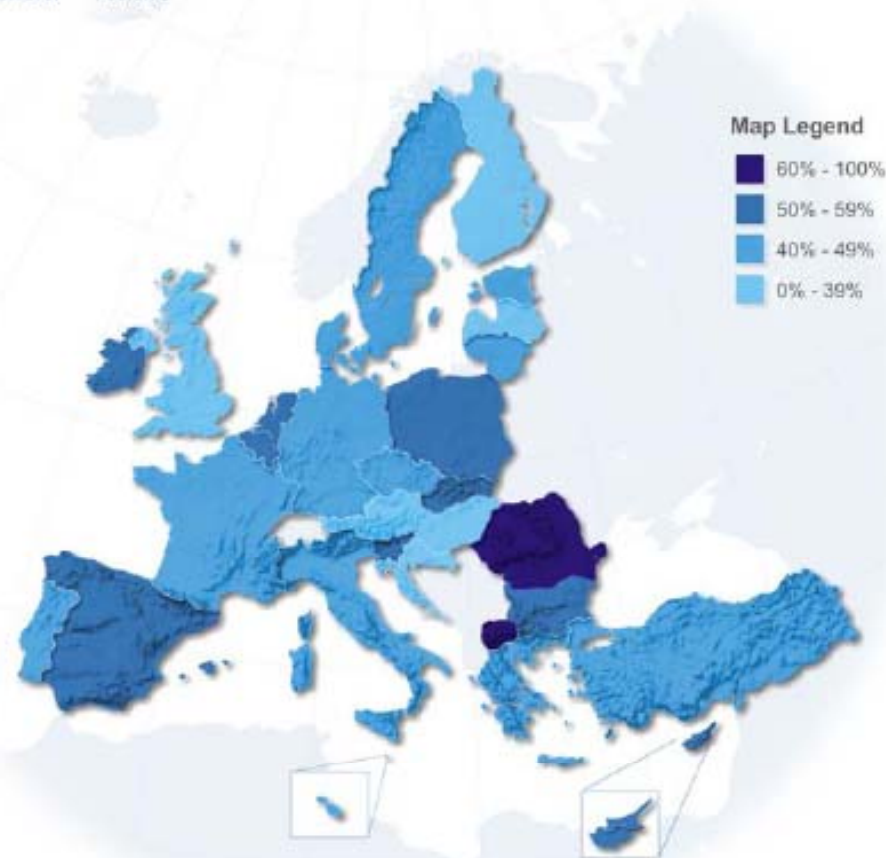
Answers: A good thing



	RO	63%
	IE	59%
	SI	58%
	BG	58%
	PL	54%
	SK	54%
	NL	52%
	BE	51%
	ES	51%
	CY*	50%
	MT	49%
	DE	48%
	PT	48%
	LT	48%
	FR	48%
	IT	48%
	LU	48%
	EE	48%
	EU27	46%
	SE	44%
	CZ	44%
	DK	42%
	EL	41%
	HU	34%
	AT	29%
	LV	29%
	FI	28%
	UK	26%
<small>* Cyprus = 51%</small>		
	MK	60%
	TR	41%
	HR	24%

Question: QA13. In general, does the European Union conjure up for you a very positive, fairly positive, neutral, fairly negative or very negative image?

Answers: Positive



II. Groups/Parties within the EP

- Limited Role of Parties in EP
- Largest Parties
 - European People's Party-European Democrats (EPP-ED)
 - Party of European Socialists (PES)
- Smaller Parties
 - European United Left-Nordic Green Left (EUL-NGL)
 - The Greens-European Free Alliance (Greens-EFA)
 - Alliance of Liberals and Democrats for Europe (ALDE)
 - Union for Europe of the Nations (UEN)
 - Independence and Democracy (IND/DEM)

Seats in the Current European Parliament

Party Group	Ideology	MEPS
European People's Party-European Democracy (EPP-ED)	Center-Right	288
Socialist Group (PES)	Socialist	215
Alliance of Liberals and Democrats for Europe (ALDE)	Liberal-Centrist	100
Union for Europe of the Nations (UEN)	Right-wing/Gaullists	44
Greens-European Free Alliance (Greens-EFA)	Greens and Regionalists	43
European United Left-Nordic Green Left (EUL-NGL)	Far Left	41
Independence/Democracy Group (ID)	Eurosceptics	22
Non-affiliated MEPs		30
TOTAL		785

III. European Interest Groups

- 700 or so active “Eurogroups” in Brussels, 2/3 of which represent business and industry
- Many umbrella groups for national organizations
 - **UNICE**: Union of Industrial and Employers Confederation of Europe
 - **ETUC**: European Trade Union Confederation
- Difficulties of Lobbying the EU

Factors Determining the Influence of Groups on the EU

- Control of Key Information
 - Symbiotic relationship with Commission
- Economic Weight
- Political Weight
 - EX: Farmers
- Genuine Representational Claims
 - Multiple states with broad membership
- Cohesion